



265 BEL MARIN KEYS
NOVATO, CA 94949

US Toll Free: 800.222.7557
Telephone: 415.382.6000
Fax: 415.382.6100
web: www.marinbikes.com

MARIN
2012 COLLECTION

MARIN
BIKES CALIFORNIA

2012 COLLECTION



Marin Mountain Bikes 2012 - North American Limited Warranty


Marin Bikes offers a Limited Warranty on all its products to its North American customers. For details please visit us online at www.MarinBikes.com/warranty.

For customers outside of North America please visit the website of the distributor in your respective country. You can find your nearest distributor online at www.MarinBikes.com/international_distributors.

For procedures that fall outside of warranty guidelines Marin also offers a No Fault Replacement Program. Marin understands that crashes can happen and replacement of damaged products can be costly. As a result Marin will attempt to ease the pain by offering a replacement product at a discount below Marin's current suggested retail price in your respective country. All other provisions of this warranty apply and the procedures outlined for warranty service apply also to the crash replacement policy. Marin will make the final decision on whether the part will be covered under the crash replacement policy and whether or not shipping charges will be charged for the shipping of the replacement product.

Actions depicted in this catalogue either were performed by professional riders, were supervised by professional riders, or were staged shots simply for aesthetic effect. Duplication of some of these actions should not be attempted. Use care when riding, wear appropriate safety gear for the type of riding you are doing, obey all traffic laws and the Consumer Product Safety Commission recommendations for safe riding and equipment and please use common sense when using your bike

Apparel provided by



Environmental Benefits Statement

By using paper made from post-consumer recycled content, the following resources have been saved.

| trees | CO ₂ , water | energy | solid waste | greenhouse gases |
|-------------|-------------------------|-------------|-------------|------------------|
| 77 | 35,840 | 32 | 2,272 | 7,948 |
| fully grown | gallons | million BTU | pounds | pounds |

Environmental impact estimates were made using the Environmental Defense Paper Calculator. For more information visit <http://papercalculator.org>.



MIX
Paper from responsible sources
www.fsc.org FSC® C014956



100% carbon neutral

by Hemlock Printers
www.hemlock.com/zero



25 YEARS OF INSPIRATION

Welcome to the Marin 2012 collection, our twenty-fifth. Still inspired by the unique beauty of the San Francisco Bay area and thrilled by the same trails we rode at the outset, we at Marin are proud to be the only major bike brand continuing to design, engineer and test in the hills and on the roads of Marin County, California.

Our range of bikes has expanded greatly since those first steel mountain bikes left the production line. Innovators then as now, we continue to pioneer the use of state-of-the-art materials and cutting edge frame technology to anticipate the demands of an increasingly diverse cycling community.

Family and employee owned since 1986, we strive to be a premier supplier of two-wheeled fun in the over 45 countries in which we operate, supporting cycling advocacy and social or environmental causes consistent with our core values.

We're honored to have you ride with us. To learn more about our history and community activities, please visit us at marinbikes.com.

Sincerely,

Robert Buckley, Founder and Chairman of the Board





MOUNTAIN FULL SUSPENSION

8



PATH

74



MOUNTAIN HARDTAIL

21



FRAME TECHNOLOGIES

4



ROAD

37



STREET

54



KIDS

79



GEAR

81

MARIN
BIKES CALIFORNIA

2012 COLLECTION

MOUNTAIN FULL SUSPENSION

QUAD 100 29ER

| | |
|-----------------------------|----|
| Riftzone XC9 29er T3 Carbon | 10 |
| Riftzone XC8 29er T3 Carbon | 11 |
| Riftzone XC7 29er | 11 |
| Riftzone XC6 29er | 11 |

QUAD 100

| | |
|------------------------|----|
| Riftzone XC8 T3 Carbon | 12 |
| Riftzone XC7 | 13 |

QUAD 140

| | |
|----------------------------|----|
| Mount Vision XM8 T3 Carbon | 15 |
| Mount Vision XM8 | 14 |
| Mount Vision XM6 | 15 |

QUAD 250 DH

| | |
|---------------|----|
| Team Downhill | 17 |
|---------------|----|

FRS 120

| | |
|---------------|----|
| East Peak 5.6 | 18 |
| East Peak 5.5 | 18 |

MOUNTAIN HARDTAIL

29ER

| | |
|---------------------------------|----|
| Team Titanium 29er (Frame Only) | 24 |
| Team CXR Pro | 24 |
| Team CXR | 25 |
| Nail Trail 29er | 25 |
| Pine Mountain | 26 |
| Palisades Trail 29er | 26 |
| Alpine Trail 29er | 27 |
| Bolinas Ridge 29er | 27 |

HYDRO

| | |
|---|----|
| Indian Fire Trail A6 | 29 |
| Nail Trail | 30 |
| Palisades Trail | 30 |
| Bobcat Trail | 31 |
| Bear Valley WFG  | 31 |

ALLOY



| | |
|---|----|
| Bolinas Ridge | 32 |
| Pioneer Trail Disc | 33 |
| Pioneer Trail | 33 |
| Wildcat Trail WFG  | 34 |
| Coast Trail | 34 |
| Sky Trail | 35 |
| Sky Trail Step Thru | 35 |

ROAD

PRO

| | |
|--------------------|----|
| Stelvio T3 Red | 38 |
| Stelvio T3 Force | 40 |
| Stelvio T3 Apex | 40 |
| San Marino A6 Apex | 41 |

ENDURANCE

| | |
|---|----|
| Verona T3 Ultegra | 43 |
| Verona T3 105 | 43 |
| Argenta A6 105 | 44 |
| Argenta A6 Sora | 44 |
| Argenta A6 2300 | 45 |
| Ravenna T3 105  | 45 |
| Ravenna A6 2300  | 45 |

ALP

| | |
|---|----|
| Highway One | 46 |
| Terra Linda  | 48 |
| Lucas Valley | 49 |
| Fairfax | 49 |

CYCLOCROSS

| | |
|---------|----|
| Cortina | 51 |
| Lombard | 51 |

TOURING

| | |
|--------------|----|
| Four Corners | 52 |
|--------------|----|

STREET

URBAN

| | |
|----------------|----|
| Muirwoods 29er | 56 |
| Muirwoods | 57 |
| Hamilton | 57 |

URBAN SINGLE

| | |
|-----------------|----|
| Ignacio 2 Speed | 58 |
| Dominican | 59 |
| Inverness | 59 |

CITY SPORT

| | |
|---------------|----|
| Larkspur CS4 | 61 |
| Larkspur CS3 | 61 |
| Larkspur CS2 | 62 |
| Larkspur CS1 | 62 |
| Kentfield CS4 | 63 |
| Kentfield CS3 | 63 |
| Kentfield CS2 | 64 |
| Kentfield CS1 | 64 |

DUAL SPORT

| | |
|-----------------|----|
| San Rafael DS3 | 67 |
| San Rafael DS2 | 67 |
| San Rafael DS1 | 68 |
| San Anselmo DS3 | 68 |
| San Anselmo DS2 | 69 |
| San Anselmo DS1 | 69 |

PATH

METRO

| | |
|----------------------------|----|
| Bridgeway Triple | 71 |
| Bridgeway Triple Step Thru | 71 |
| Bridgeway | 72 |
| Bridgeway Step thru | 72 |
| Bridgeway Speed | 73 |
| Bridgeway Speed Step Thru | 73 |

COMFORT

| | |
|-------------------|----|
| Redwood | 74 |
| Redwood Step Thru | 74 |
| Stinson | 77 |
| Stinson Step Thru | 77 |

WOMEN 

MOUNTAIN

| | |
|---|----|
| Bear Valley  | 31 |
| Wildcat Trail  | 34 |

ROAD

| | |
|---|----|
| Ravenna  | 45 |
| Terra Linda  | 48 |

CITY SPORT

| | |
|---------------|----|
| Kentfield CS4 | 63 |
| Kentfield CS3 | 63 |
| Kentfield CS2 | 64 |
| Kentfield CS1 | 64 |

DUAL SPORT

| | |
|-----------------|----|
| San Anselmo DS3 | 63 |
| San Anselmo DS2 | 63 |
| San Anselmo DS1 | 64 |

COMFORT

| | |
|-------------------|----|
| Redwood Step Thru | 74 |
| Stinson Step Thru | 77 |

KIDS

MOUNTAIN

| | |
|-------------------------|----|
| Bayview Trail 24" Boys | 79 |
| Bayview Trail 24" Girls | 79 |
| Hidden Canyon 20" Boys | 80 |
| Hidden Canyon 20" Girls | 80 |

OTHER FEATURES

| | |
|----------------------------|-------|
| Frame Technologies | 4-5 |
| Gear | 81 |
| Geometry Specifications | 82-83 |
| Frame Sizing Chart | 84 |
| Specifications | 85-95 |
| International Distribution | 96 |
| Warranty Information | 97 |

FRAME TECHNOLOGIES



IT'S ALL ABOUT THE FRAME

What the foundation is to a house, the frame is to a bicycle - everything else is a component and replaceable. Our ultimate goal in designing a frame is to choose the materials, tube diameters, and painstakingly refined geometries to make the bike an extension of the rider. Not only do our frame geometries differ for each size of a given model, every single tube is custom drawn and butted to assure maximum stiffness and ride efficiency at the lowest reasonable weight.

We utilize the most advanced computer-aided design software available, including Autodesk Inventor®, to arrive at the most efficient use of material before heading out to the trails and roads for the testing that counts the most: the kind our customers do. Marin athletes such as Dirt Jump and Slopestyle champion, Andrew Taylor, are key members of the product development team contributing crucial feedback that we use to optimize the marriage of materials and geometry into the strongest, yet lightest bikes, on the market.

We employ the most refined construction techniques available such as hydroformed tube shaping, 3D forging and robotically controlled welding in order to meet and exceed our high manufacturing standards. We then put our finished frames and bikes through exacting safety and durability testing regimes that exceed rigorous statutory standards.

CARBON CONSTRUCTION

Our CXR-T3 carbon construction techniques allows us to build ultra-light frames that meet our strength and performance standards. CXR-T3 construction builds a frame in a similar to a welded frame where tubes are formed, mitered, and then bonded together. The advantage of T3 construction over traditional monocoque construction is the ability to achieve greater compaction of the carbon resin matrix because the tubes are formed over metal molds rather than air filled bladders. The resultant higher strength to weight ratio means we can use less material to achieve the same strength and stiffness. What does that mean to you? Less weight, better power transfer, and ultimately faster rides.

CUSTOM BUTTING

Each tube found in the construction of a Marin frame begins life simple, round and plain. Then the magic begins. Butting is the process by which a round tube has material removed in order to make it lighter without sacrificing strength. By customizing this process for every size of every bike in the Marin line, we're better able to tune each bike's ride characteristic for every rider. Whereas many brands spec tubesets for the tallest riders and cut them in production for smaller sized frames. We take a near-custom approach to every frame we build.

HYDROFORMING

Hydroforming permits the construction of complicated 3-D engineered shapes which allows us to build incredibly durable and lightweight frames. By changing the external dimensions of a tube and adding strategically located facets or curves, we can alter how a frame behaves under a rider's load. Increasing the diameter of a tube near a welded junction increases its strength by spreading the load over a larger area. Much the same way as the diameter of a tree becomes greater at it's base, our product engineers have taken a lesson from nature and applied to our shaped tubesets.

T3

T3 CARBON FRAME

CXR-T3 utilizes new tube-to-tube construction to yield our lightest and most durable carbon frames yet. The result is a frame with a higher strength to weight ratio giving the rider the ultimate advantage on the road or trail.

TI

3/2.5 EDGE TITANIUM FRAME

The ultimate combination of durability and light weight. Proprietary triple-buttet Edge Shaped Titanium tubing is the basis of our titanium hardtail line. Now available in 26" and 29" wheeled versions.

A6

A6 SILICON-MAGNESIUM ENRICHED HYDRO EDGE FRAME

Our A6 alloy is a 6000 series alloy with a higher Silicon and Magnesium content than the 6061 alloy. The result is a higher strength to weight ratio than 6061, allowing us to make a much lighter frame with the same strength and durability.

HE

HYDRO FORMED FRAMES

Our hydroformed Hydro Edge tubing represents the cutting edge in aluminum frame construction technology. Taking cues from the inherent strength of designs found in nature, the organic shapes of our hydroformed tubing yield a lightweight frame of incredible durability providing unsurpassed ride performance.

E3

EDGE 3 FRAME

Our Edge 3 tubing pushes traditional manufacturing techniques to their limits to deliver high performance frames for entry level riders. A multi-step shaping process improves ride feel by increasing stiffness without adding weight.

E2

HYDRO EDGE 2 FRAME

Hydro Edge II tubing is the cornerstone of our shaped-tube technology. Multi-faceted tube profiles and wall thicknesses increase frame performance by reducing weight and improving ride quality.

E4

EDGE 4 STAYS

Edge 4 stays are custom drawn and butted for each specific size bike. The trapezoidal shapes of the rear triangle deliver maximum stiffness and responsiveness during tight cornering and sprinting.

DESIGNED WITH YOU IN MIND

WOMENS FIT GEOMETRY

There's more to a great women's bike than just cool colors and smaller sizes. Marin's Women's Fit Geometry (WFG) bikes are designed to exceed those expectations. WFG bikes are specifically tuned to fit a women's physique with optimized geometries and components.

Features such as custom handlebars, saddles and mountain bike suspension forks with lighter spring rates, ensure a ergonomic, comfortable fit.



Look for the WFG icon throughout the Marin Bikes line to find the perfect bike designed for you.



THE GAME CHANGER

THE NEXT GENERATION IN SUSPENSION DESIGN

Everything that we have learned about terrain management in our 18 years of delivering award-winning full-suspension bikes is bred into the newest generation of Marin QUAD-Link, QUAD 3.0.

Quad 3.0, while radically different than previous generations of Quad FRS retains Marin's proven superior terrain management qualities:

Intelligent Wheel Path - The rearward movement of the wheel early in its travel results in tremendous small and square bump response, keeping the wheel in constant contact with the ground. The wheel's path of travel turns toward zero chaingrowth about one-third of the way through its travel, optimizing chain growth and eliminating pedal-induced feedback

Progressive Wheel-to-Shock ratio - Quad 3.0's wheel-to-shock ratio, as its predecessors, is progressive in nature. Quad 3.0 however is more linear, yielding a softer initial feel and becoming more efficient in the middle and later parts of travel.

Independent Braking - As with previous versions of the QUAD-Link suspension, the leverage ratio of QUAD 3.0 system is progressive (rising rate). Changes in QUAD 3.0 allow our designers and engineers improve control of the leverage ratio, making better use of the middle and later parts of the wheel's travel.

Quad 3.0, while radically different than previous generations of Quad FRS retains Marin's proven superior terrain management qualities:

Tune-Ability - QUAD 3.0 geometries are designed to take advantage of the newest rear shock technologies of Fox and Rock Shox. The vertical orientation of the rear shock allows for easier access to the shock's controls and adjustments.

Efficient use of materials - QUAD 3.0's new layout repositions the pivots and linkages to make better use of reinforced areas of the frame. This allows the use of lighter weight tube sets without sacrificing strength or stiffness.

Progressive Leverage Ratio - Repositioning the rear shock in a vertical orientation, outside of the linkages, allows better fine tuning of the leverage ratio. This translates to improved function in the middle to late portions of the travel, giving better terrain sensitivity during compressions, berms, or G-outs. The vertical shock orientation allows easier access to the shock's controls and adjustments.



BIGGER BETTER FASTER



RIFT ZONE 29ER

The 100mm travel 2012 Rift Zone 29er is the fusion of two of our most successful MTB categories. Merging our acclaimed QUAD-Link suspension system with the 29-inch wheel platform, the Rift Zone 29er sets a new standard for what a 100mm travel 29er can do on the trail. Based on our internationally praised 29er geometry, the Rift Zone 29er has been tuned for XC/Trail use, with a slightly slacker head tube angle and balanced bottom bracket height.

FEATURES:

- 100mm Travel Quad Link 3.0 suspension
- Tapered, 1 1/8"-1.5" headtube with internal headset for increased strength
- New, 15% stiffer Quad XC swing arm with replaceable derailleur hanger

RIFT ZONE X9 29ER

front suspension: **FOX FIT 29 RLC**
 rear derailleur: **SRAM XX**
 rim: **EASTON EA70 XCT**



RIFT ZONE X8 29ER

front suspension: **FOX FLOAT 29 RL**
 rear derailleur: **SRAM X.O**
 rim: **BLACK FLAG EXPERT 29"**



RIFT ZONE X7 29ER

front suspension: **FOX FLOAT 29 RL**
 rear derailleur: **SHIMANO XT**
 rim: **BLACK FLAG EXPERT 29"**



RIFT ZONE X6 29ER

front suspension: **ROCK SHOX RECON SILVER AIR**
 rear derailleur: **SRAM X-7**
 rim: **ALEX SX44 29"**

ENGINEERED FOR SPEED



RIFT ZONE
T3 CARBON X8

front suspension: **FOX 32 FLOAT RL**
rear derailleur: **SRAM X.O**
rim: **BLACK FLAG EXPERT**



RIFT ZONE
X7

front suspension: **FOX 32 FLOAT RL**
rear derailleur: **SRAM X-9**
rim: **MAVIC CROSS RIDE**

RIFT ZONE

Our new 100mm travel QUAD 3.0 Rift Zone retains the personality and attitude of its predecessor while adopting the performance advantages of QUAD 3.0. Stiffer and lighter than ever before, the 2012 Rift Zone XC100 ignores the line between XC and Trail, giving the rider the weight and efficiency of an XC bike with the suspension performance of a trail bike.

FEATURES:

- New lightweight Hydro II frameset
- 100mm travel Quad Link 3.0 Suspension
- Internal headset for increased strength lower weight
- 10-Year warranty on pivot bearings

QUAD 100

DESIGNED TO RIDE IT ALL



MOUNT VISION

Our new 140mm travel QUAD 3.0 Mount Vision XM series delivers all of the sinister grins it did before in a package that is lighter and stiffer than its predecessor. The 140mm tuned version of the QUAD 3.0 suspension system gives all-day pedaling efficiency and unmatched terrain gobbling ability. Combined with proven geometry, the Mount Vision XM140 series are the go anywhere, do anything bikes that will inspire you to ride faster with more confidence.

FEATURES:

- 140mm Travel Quad Link 3.0 suspension
- Tapered, 1 1/8"-1.5" head tube with internal headset for increased strength
- 10-Year warranty on pivot bearings

MOUNT VISION XM8

front suspension: **FOX 32 FLOAT FIT RL**
 rear derailleur: **SHIMANO XT**
 rim: **BLACK FLAG EXPERT**



MOUNT VISION XM8

T3 CARBON

front suspension: **FOX 32 FLOAT FIT RL**
 rear derailleur: **SHIMANO XT**
 rim: **BLACK FLAG EXPERT**



MOUNT VISION XM6

front suspension: **ROCK SHOX SECTOR TK**
 rear derailleur: **SRAM X-7**
 rim: **ALEX SX44**

BIG MOUNTAIN INTIMIDATION



TEAM **WH** DH

Refined through world class riders and tested on mountains from Whistler to Bromont to Diablo, the Quad DH project has been a labor of love and innovation. The new Quad DH chassis delivers 250mm of travel through a Quad Link 2.0 suspension system that features a new low profile Y Link, to reduce linkage width while increasing strength. A tapered 1 1/8-1.5" head tube increases front-end stiffness and replaceable, modular dropouts reinforce the rear wheel and swing arm interface for precise tracking through roots and rock gardens.

QUAD 250

ROCKER LINK SUSPENSION



EAST PEAK 5.6

front suspension: **ROCK SHOX RECON SILVER AIR**
rear derailleur: **SHIMANO DEORE**
rim: **MAVIC CROSS RIDE**



EAST PEAK 5.5

front suspension: **ROCK SHOX XC 28**
rear derailleur: **SHIMANO ALIVIO**
rim: **ALEX TD25**

FRS **120**

120mm travel suspension, trail bike geometry, and performance components like hydraulic disc brakes for smooth, reliable stopping and lockout suspension for improved pedaling efficiency during extended pedaling efforts. Both East Peak models feature the proven reliability and simplicity of a tuned rocker link single pivot suspension system.

FEATURES:

- Proven suspension and Marin construction technology
- 120mm Travel Marin rocker link activated single pivot suspension
- Hydro 2 Tubing with Marin Trail geometry





MOUNTAIN HARDTAIL

The purity, efficiency, and simplicity of a hardtail mountain bike traces its roots back to the beginning of mountain biking. The connection to the trail, the instant power transfer, and the light weight make our hardtail mountain bikes some of the most popular bikes in our line. Whether you're after the cutting edge technology of a CXR Carbon 29er, the race bred A6 Alloy Indian Fire Trail, or the disc brake equipped Bolinas Ridge, you can rest assured that every detail of every Marin hardtail has been meticulously attended to. With the widest variety of frame materials (titanium, carbon, aluminum, and cromoly), and widest range of component choices, there is sure to be a Mountain Hardtail to fit your needs, and your budget.

THE 29ER REVOLUTION

THE MOMENTUM BUILDS

Big wheels equal big speed. Marin's 29er series has a bike to suit every rider. From the, race-bred carbon CXR 29er, to the classic steel Pine Mountain, every Marin 29er is designed to elevate your ride. Combining Marin's proprietary 29er geometry with the inherent qualities of larger 29" wheels, every bike offers a stable ride that rolls over roots, rails through corners and rips up climbs.

FEATURES:

- Marin 29er geometry centers rider placement for superior weight distribution and handling
- Model specific details like integrated and tapered head tubes, CNC machined dropouts and hand-welded frames.





TEAM T1 29ER
FRAMESET

head tube: **1/8" EXTERNAL**
bottom bracket: **68MM THREADED**
dropout: **ADJUSTABLE, HORIZONTAL SLIDER**



TEAM CXR 29ER

front suspension: **FOX FLOAT 29 RL**
rear derailleur: **SHIMANO SLX**
rim: **BLACK FLAG EXPERT**



TEAM CXR 29ER
PRO

front suspension: **FOX FIT 29 RLC**
rear derailleur: **SRAM XO**
rim: **EASTON EA70 XCT 29ER**



NAIL TRAIL 29ER

front suspension: **FOX FLOAT 29 RL**
rear derailleur: **SHIMANO XT**
rim: **BLACK FLAG EXPERT**

29ERS

29ERS

THE 2012 COLLECTION



pine mountain

front suspension: **ROCK SHOX RECON SILVER AIR**
rear derailleur: **SRAM X9**
rim: **ALEX SX44**



ALPINE TRAIL 29ER

front suspension: **ROCK SHOX XC28 29**
rear derailleur: **SHIMANO DEORE**
rim: **TA-19**



PALISADES TRAIL 29ER

front suspension: **ROCK SHOX RECON SILVER AIR**
rear derailleur: **SRAM X7**
rim: **ALEX SX44**



BOLINAS RIDGE 29ER

front suspension: **SUNTOUR XCM HLO 29**
rear derailleur: **SHIMANO ACERA**
rim: **ALEX TD25**

29ERS

29ERS

LIGHT. QUICK & AGILE

HYDRO HT

Our Hydrolight high performance hardtails are designed to propel riders to the next level. Triple-butted Hydro 2 tubing sheds weight while yielding a more responsive ride. The performance geometry positions riders in an optimal position for maximum energy transfer while climbing and sure-fire stability on descents.

FEATURES:

- Hydro 2 tubing reduces frame weight by 11% vs. its predecessor
- CNC machined dropouts for minimal weight
- Dedicated performance geometry



INDIAN FIRE TRAIL A6

front suspension: **FOX 32 FLOAT RL**

rear derailleur: **SHIMANO XT**

rim: **MAVIC CROSS RIDE**

LIGHT & QUICK



NAIL TRAIL

front suspension: **FOX 32 FLOAT RL**
rear derailleur: **SRAM X-7**
rim: **ALEX XD LITE**



BOBCAT TRAIL

front suspension: **SUNTOUR XCR-RL**
rear derailleur: **SHIMANO DEORE**
rim: **WTB SX17**



PALISADES TRAIL

front suspension: **ROCK SHOX XC 30 TK**
rear derailleur: **SRAM X-5**
rim: **WTB SX17**



 ***BEAR VALLEY***

front suspension: **SUNTOUR XCM-HLO V3**
rear derailleur: **SHIMANO DEORE**
rim: **ALEX TD-24**

HYDRO HARDTAIL

HYDRO HARDTAIL

BOLINAS RIDGE DISC

front suspension: **SUNTOUR XCM-HLO V3**
rear derailleur: **SHIMANO ACERA**
rim: **ALEX TD25**



PIONEER TRAIL DISC

front suspension: **SUNTOUR XCM-HLO V3**
rear derailleur: **SHIMANO ALTUS**
rim: **ALEX TD25**



PIONEER TRAIL

front suspension: **SUNTOUR XCT V4**
rear derailleur: **SHIMANO ALTUS**
rim: **ALEX D25**

ALLOY HARD TAIL

ALLOY HARDTAIL

The Alloy HT series combines off road durability with performance components for active riders. Lightweight, double-butted 6000 series Edge 3 tubing is mated to comfortable Marin Sport geometry, placing riders in an upright riding position.

FEATURES:

- Lightweight Edge 3 tubing offers exceptional ride quality and low weight
- Marin sport geometry for comfortable riding position
- Durable wheels for on and off road riding

ALLOY
HARDTAIL



WILDCAT TRAIL

front suspension: **SUNTOUR XCM-HLO V3**
rear derailleur: **SHIMANO ACERA**
rim: **ALEX TD25**



SKY TRAIL

front suspension: **SUNTOUR XCT V4**
rear derailleur: **SHIMANO TX35**
rim: **ALEX AP17**



COAST TRAIL

front suspension: **SUNTOUR XCM V3**
rear derailleur: **SHIMANO ALTUS**
rim: **ALEX DC25**



**SKY TRAIL
STEP THRU**

front suspension: **SUNTOUR XCT V4**
rear derailleur: **SHIMANO TX35**
rim: **ALEX AP17**

ALLOY
HARDTAIL

ALLOY
HARDTAIL

EXPAND YOUR WORLD

ROAD BIKES

The 2012 Marin Road collection offers an expanded range of bikes to suit the needs of every rider. Five distinctive series utilize the best materials available like lightweight T3 Carbon, A6 Aluminum and cromoly steel. All serving to achieve one common goal; empowering you to cover ground quickly and efficiently.

Dedicated enthusiasts and racers will revel in our competition-based Stelvio series, while the Endurance series delivers a more supple ride quality for cyclists seeking a bike that minimizes fatigue and maximizes comfort for longer rides. The ALP's flat bar road bikes bridge the gap for riders wanting the versatility of a hybrid bike for commuting with the speed and efficiency of a road bike. Those looking to discover backroads have the ideal traveling partner with the Four Corners touring bike while the Cyclocross series will get you in and out of the dirt with two distinct models.

Enjoy the ride.



RACE INSPIRED DESIGN



PRO CARBON

The Stelvio series utilizes Marin's T3, or Tube-To-Tube, carbon construction process to deliver a chassis that is stiff and responsive for riders wanting maximum performance. The light weight all-carbon frame and fork combinations feature a tapered 1.125"-1.5" head tube for precise steering control plus an ultra-stiff BB30 bottom bracket system to transfer energy from the pedals directly to the rear wheel for improved climbing and sprinting performance. Formed and arced seat stays smooth out rough sections of the road to minimize rider fatigue.

FEATURES:

- T3 Tube-to-Tube carbon construction reduces overall frame weight by 20%
- Ultra-stiff BB30 bottom bracket system and tapered headtube for precise handling and energy transfer
- Formed and arced seatstays reduce road vibration and rider fatigue



STELVIO
RED

rear derailleur: **SRAM RED**
crankset: **SRAM RED**
wheels: **REYNOLDS ASSAULT CARBON**

RACE INSPIRED



STELVIO
FORCE

rear derailleur: **SRAM FORCE**
crankset: **SRAM S950**
wheels: **MAVIC KSYRIUM ELITE**



STELVIO
APEX

rear derailleur: **SRAM APEX**
crankset: **SRAM APEX**
wheels: **REYNOLDS SHADOW**



PRO ALLOY

The San Marino delivers the same performance features as the higher-priced Stelvio range with a more affordable aluminum platform. Top shelf components from Prologo, FSA and Vittoria adorn the triple-butted frameset to yield a race-ready bike for aspiring riders and racers.

FEATURES:

- Triple-butted 6069 Alloy Frameset
- Full carbon fork with carbon steerer tube
- Full SRAM Apex group with compact gearing

SAN MARINO

rear derailleur: **SRAM APEX**
crankset: **SRAM APEX**
wheels: **MAVIC CPX22S**

PRO

PRO

RIDE FURTHER, FRESHEN

ENDURANCE

The Endurance series combines the technology of Marin's latest road racing bikes with specific frame and component features that minimize rider fatigue. The available T3 Carbon or A6 alloy Endurance frameset is the foundation of the formula with a geometry that offers greater stability and positions the rider with a slightly more upright position. Formed and arced seatstays provide vertical compliance while high profile chainstays deliver efficient energy transfer for climbing and hard pedaling efforts. Select component choices add in preserving rider energy like larger, 24c and 25c tires and size-specific handlebars that tailor fit riders of varying height. The combined effect delivers a bike with the perfect balance of performance and ride quality.

FEATURES:

- Lightweight T3 Carbon and A6 Alloy frames
- Endurance Fit Geometry
- Contoured Controls



VERONA
ULTEGRA

rear derailleur: **SHIMANO ULTEGRA**
crankset: **SHIMANO ULTEGRA**
wheels: **RITCHEY WCS ZETA**



VERONA
105

rear derailleur: **SHIMANO 105**
crankset: **GOSSAMER COMPACT**
wheels: **SHIMANO WH-R501**

ENDURANCE

RIDE FURTHER,
FRESH AIR



ARGENTA
105

rear derailleur: **SHIMANO 105**
crankset: **FSA OMEGA TRIPLE**
wheels: **SHIMANO WH-R501**



RAVENNA
T3 CARBON 105

rear derailleur: **SHIMANO SORA**
crankset: **FSA VERO TRIPLE**
wheels: **ALEX AT480**



ARGENTA
SORA

rear derailleur: **SHIMANO SORA**
crankset: **FSA VERO TRIPLE**
wheels: **MAVIC CPX22S**



RAVENNA
2300

rear derailleur: **SHIMANO SORA**
crankset: **FSA VERO TRIPLE**
wheels: **ALEX AT480**



ARGENTA
2300

rear derailleur: **SHIMANO SORA**
crankset: **FSA VERO TRIPLE**
wheels: **ALEX AT480**

ENDURANCE

ENDURANCE

SPEED AND COMFORT

ALP

Marin's ALP series blends the speed and efficiency of a road bike with the versatility and comfortable riding position of a hybrid, giving riders the perfect bike for commuting during the week and tackling road rides on the weekend. Bikes feature longer chainstays for a smooth ride and to allow clearance for fenders and flat handlebars for stable handling. Available in carbon and aluminum versions, Marin has the perfect model for every budget.

FEATURES:

- Elongated chain stays add stability and comfort
- Straight handlebar with bar ends provide superior hand positioning and easier access to brake levers and shifters
- Carbon fiber forks and high modulus carbon fiber seat stays dampen vibrations from harsh road surfaces



HIGHWAY ONE

rear derailleur: **SHIMANO 105**
crankset: **FSA OMEGA**
wheels: **SHIMANO WH-R501**



SPEED
AND COMFORT




TERRA LINDA

rear derailleur: **SHIMANO ALIVIO**
crankset: **SHIMANO ALIVIO**
wheels: **ALEX DC19**



LUCAS VALLEY

rear derailleur: **SHIMANO TIAGRA**
crankset: **FSA VERO TRIPLE**
wheels: **ALEX DC19**



FAIRFAX

rear derailleur: **SHIMANO ALIVIO**
crankset: **SHIMANO ALIVIO**
wheels: **ALEX DC19**

ALP

NO ROAD NO PROBLEM



CYCLOCROSS

Designed to excel where pavement meets dirt, our versatile Cyclocross series is equally at home jumping barriers at the races or jumping curbs on your commute home. Lightweight and durable triple-butted 6061 alloy frames are equipped with carbon forks offering ample clearance for larger tires. The Cortina boasts race-spec parts like a custom Ritchey Zeta wheelset while the Lombard offers a durable frame finish with 3M reflective graphics and disc brakes for added security while riding in traffic.

FEATURES:

- Dedicated geometries for competition and Lombard models
- RFE carbon forks deliver superior ride quality
- Rack mounts standard on recreational models



CORTINA

rear derailleur: **SRAM FORCE**
crankset: **FSA GOSSAMER**
wheels: **RITCHEY PRO ZETA**



LOMBARD

rear derailleur: **SHIMANO SORA**
crankset: **FSA VERO TRIPLE**
wheels: **ALEX TA-19**

CYCLOCROSS

LESS TRAVELED THE ROAD



TOURING

Cyclists taking the long way home or embarking on a transcontinental journey have a new traveling partner with the Four Corners. Designed to carry loads and cover the longest of distances, the full cromoly steel frames and fork carry a full compliment of rack and fender mounts. A stable geometry and proven Shimano components round out a reliable touring package.

FEATURES:

- Fully-butted cromoly frame is lightweight and durable for handling panniers
- Full assortment of rack and fender mounts for use of touring accessories
- Durable Shimano parts ensure trouble-free travels

FOUR CORNERS

rear derailleur: **SHIMANO XT**
crankset: **SHIMANO FC-M431**
wheels: **ALEX TA-19**

STREET BIKES

Inspired by bike paths and back alleys from the streets of San Francisco to London and Tokyo, Marin's Street category reflects the needs of today's inner city riders and commuters. Functional designs with flowing lines and dependable components blend to offer bikes that excel in urban settings. Whether exploring suburban neighborhoods or navigating urban pot holes, our City Sport, Dual Sport, Urban and Metro lines are world-renowned for their durable construction and attention to detail.





MURWOODS
29ER

brake set: **TEKTRO NOVELA**
rear derailleur: **SHIMANO DEORE**
rim: **ALEX TD-20**



URBAN

Durable steel frames that feature Edge 2 shaping processes yield bikes that are designed to maneuver the challenges of every day city riding. Disc brakes and locking quick release axles are among the features that ensure that these bikes can be ridden in all weather conditions and environments. Our urban line offers models with either 26" or 29" wheels

FEATURES:

- Durable steel frames with 26" and 29" wheel options
- Steel frames featuring Edge 2 and durability to withstand the rigors of everyday city riding
- Rigid forks for minimal weight and which accommodate wider mountain bike tires



HAMILTON
29ER

brake set: **FORGED ALLOY LINEAR**
rear hub: **STURMEY ARCHER 2 SPEED KICK BACK**
rim: **ALEX ACE 24**
ALEX CA-20



MURWOODS

brake set: **FORGED ALLOY LINEAR PULL**
rear derailleur: **SHIMANO DEORE**
rim: **ALEX CA-20**

FIXED SIMPLICITY



URBAN SINGLE

Our Fixed series fuses minimalist aesthetics and traditional design with modern lightweight steel and aluminum frames. Crafted welds, forged dropouts and select components unite to make bikes that are pleasing as much in form as function.

FEATURES:

- Flip-flop hub for single speed or fixed gear
- Puncture resistant 28c tires
- Alloy and Steel frame options

Ignacio
by MARIN

rear hub: **STURMEY ARCHER 2 SPEED KICK BACK**
crankset: **STURMEY ARCHER 5-ARM TRACK**
rim: **ALEX DEEP SECTION AREO**



Dominican
by MARIN

rear hub: **HIGH FLANGE TRACK**
crankset: **STURMEY ARCHER 5-ARM TRACK**
rim: **ALEX DEEP SECTION AREO**



Inverness
by MARIN

rear hub: **HIGH FLANGE TRACK**
crankset: **STURMEY ARCHER 5-ARM TRACK**
rim: **ALEX DEEP SECTION AREO**

FIXED

FIXED

YOUR EVERYDAY RIDE



CITY SPORT

Our City Sport (CS) series provides an efficient ride that keep you smiling on your commute, evening ride or weekend tour. Edge 3 Alloy frames and fast-rolling wheels offer a lightweight package for effortless pedaling. Wide-range gearing makes these bikes fun and functional. City Sport models are offered in both traditional and step-thru frame versions.

FEATURES:

- Gender specific frame options
- Adjustable comfort stems and handlebar combinations
- Suspension seat posts
- Durable 36 spoke wheels and tires with puncture-resistant casing provide trouble-free riding



LARKSPUR^{CS4}

front suspension: **BLADED ALLOY**
rear derailleur: **SHIMANO DEORE**
rim: **ALEX DC25**



LARKSPUR^{CS3}

front suspension: **BLADED ALLOY**
rear derailleur: **SHIMANO ACERA**
rim: **ALEX DC-25**

YOUR EVERYDAY



LARKSPUR CS2

front suspension: **CROMOLY RIGID**
rear derailleur: **SHIMANO ACERA**
rim: **ALEX DC-25**



KENTFIELD CS4

front suspension: **BLADED ALLOY**
rear derailleur: **SHIMANO DEORE**
rim: **WTB SX17**



LARKSPUR CS1

front suspension: **CROMOLY RIGID**
rear derailleur: **SHIMANO RD-TX35**
rim: **ALEX DC-25**



KENTFIELD CS3

front suspension: **BLADED ALLOY**
rear derailleur: **SHIMANO ACERA**
rim: **ALEX DC-25**

CITY SPORT

CITY SPORT

YOUR EVERYDAY RIDE



KENTFIELD CS2

front suspension: **CROMOLY RIGID**
rear derailleur: **SHIMANO ACERA**
rim: **ALEX DC-25**



KENTFIELD CS1

front suspension: **CROMOLY RIGID**
rear derailleur: **SHIMANO RD-TX35**
rim: **ALEX DC-25**



CITY SPORT

YOUR EVERYDAY RIDE

DUAL SPORT

The new Dual Sport (DS) series offers riders the perfect bike for on-and off-road excursions. Dual Sport bikes feature lightweight framesets with geometries optimized to take advantage of today's hybrid suspension forks. Our Dual Sport models position riders for comfortable yet efficient all-day riding. Puncture resistant mixed-tread tires provide grip in a variety of conditions while lightweight components allow for easy pedaling on urban or back roads. Dual Sport models are offered in both performance and step-thru frame versions.

FEATURES:

- Gender specific frame options
- Suspension Forks with Lock Out on select models
- Durable, 36 spoke wheels and mixed tread tires with puncture-resistant casing provide trouble free riding
- Disc brakes available on select models



SAN RAFAEL DS3

front suspension: **SUNTOUR NCXD LITE**
rear derailleur: **SHIMANO DEORE**
rim: **ALEX TD25**



SAN RAFAEL DS2

front suspension: **SUNTOUR NVX HLO**
rear derailleur: **SHIMANO ACERA**
rim: **ALEX DC-25**

YOUR EVERYDAY



SAN RAFAEL **DS1**

front suspension: **SUNTOUR NVX**
rear derailleur: **SHIMANO ACERA**
rim: **ALEX DC-25**



SAN ANSELMO **DS2**

front suspension: **SUNTOUR NVX HLO**
rear derailleur: **SHIMANO ACERA**
rim: **ALEX DC-25**



SAN ANSELMO **DS3**

front suspension: **SUNTOUR NCX LITE**
rear derailleur: **SHIMANO DEORE**
rim: **ALEX TD-25**



SAN ANSELMO **DS1**

front suspension: **SUNTOUR NVX**
rear derailleur: **SHIMANO ACERA**
rim: **ALEX DC-25**

DUAL SPORT

DUAL SPORT

THE MODERN CLASSIC

METRO

Our Bridgeway models are perfect for those looking to cruise in comfort and style. These bikes offer great value and are designed for a run to the local coffee shop, a ride for a picnic in the park or commute to work. Upright riding position, durable fenders and rear racks make our Metro models the ultimate casual yet functional cruisers.

FEATURES:

- Impact resistant front and rear fender options
- Rear racks suitable for panniers and trunk bags
- High-rise comfort stem and handlebar combinations
- Upright rider position for excellent visibility



Bridgeway
TRIPLE

frame: **BUTTED ALUMINUM**
handle bar: **CLASSIC BEND ALLOY**
rim: **ALEX DC-25**



Bridgeway
STEP THRU TRIPLE

frame: **BUTTED ALUMINUM**
handle bar: **CLASSIC BEND ALLOY**
rim: **ALEX DC-25**

THE MOST MODERN CLASSIC



Bridgeway

frame: **BUTTED ALUMINUM**
handle bar: **CLASSIC BEND ALLOY**
rim: **ALEX DC-25**



MARIN
Bridge Way SPEED

frame: **BUTTED ALUMINUM**
handle bar: **CLASSIC BEND ALLOY**
rim: **ALEX DC-25**



Bridgeway
STEP THRU

frame: **BUTTED ALUMINUM**
handle bar: **CLASSIC BEND ALLOY**
rim: **ALEX DC-25**



MARIN
Bridge Way SPEED
STEP THRU

frame: **BUTTED ALUMINUM**
handle bar: **CLASSIC BEND ALLOY**
rim: **ALEX DC-25**

METRO

METRO

ENJOY THE RIDE



COMFORT

Marin's Comfort bikes are designed for those who want to enjoy the scenery while riding through it. Featuring lightweight alloy frames and 26" wheels with large volume tires these models are designed for traveling comfortably through the city or the countryside. A Marin Comfort model supplies the perfect ride, whether the surface is smooth or covered with gravel. Adjustable stem, high-rise handlebars and easy gearing enhance the riding experience.

FEATURES:

- Gender specific frame options
- Adjustable comfort stems and handlebar combinations
- Suspension seat posts

REDWOOD

front suspension: **SUNTOUR NEX 4600 MLO**
rear derailleur: **SHIMANO ALIVIO**
rim: **ALEX CA20**





ENJOY THE RIDE



STINSON

front suspension: **SUNTOUR NEX 4100**
rear derailleur: **SHIMANO ALTUS**
rim: **ALEX AP17**



STINSON
STEP THRU

front suspension: **SUNTOUR NEX 4100**
rear derailleur: **SHIMANO ALTUS**
rim: **ALEX AP17**

COMFORT

NEW ADVENTURES

KIDS

With every kid's bike we build, we aim to instill a lifelong passion for cycling

Nowhere in cycling is the relationship between bicycle weight and that of the rider more important than with children's bikes. We combine a double-butted alloy frame with the lightest yet most durable components available to guarantee the most positive riding experience possible. Experiences that we hope will encourage a lifetime of passionate cycling.

FEATURES:

- Lightweight double-butted alloy frames
- Custom suspension forks with lower spring rates for lighter riders
- Durable Shimano drive train and components with adults
-



BAYVIEW TRAIL GIRLS

front suspension: **SUNTOUR XTC JR**
rear derailleur: **SHIMANO ALTUS**
rim: **ALEX 24"**



BAYVIEW TRAIL

front suspension: **SUNTOUR XTC JR**
rear derailleur: **SHIMANO ALTUS**
rim: **ALEX 24"**

NEW ADVENTURES



HIDDEN CANYON

front suspension: **SUNTOUR XTC JR**
rear derailleur: **SHIMANO**
rim: **ALEX 20"**



Hidden Canyon

front suspension: **SUNTOUR XTC JR**
rear derailleur: **SHIMANO**
rim: **ALEX 20"**

GEAR

Whether you're looking to add some style to your wardrobe or upgrade your beloved Marin, we've got you covered. Get stocked up on custom components, apparel and accessories for your next ride.

Check out www.MarinBikes.com/store for an updated assortment of our latest gear.



KIDS

GEAR

GEOMETRY

| Model Name | Size | HT Angle | ST Angle | Head Tube Length (mm/in.) | Seat Tube Length (mm/in.) | Top Tube Effective (mm/in.) | Top Tube Actual (mm/in.) | BB Height (mm/in.) | Wheelbase (mm/in.) | Chainstay Length (mm/in.) | Seatpost Diameter (mm) |
|------------------------|------|----------|----------|---------------------------|---------------------------|-----------------------------|--------------------------|--------------------|--------------------|---------------------------|------------------------|
| Rift Zone T3 XC8* | XS | 69.0 | 72.5 | 110/4.3 | 381/15 | 559.4/22 | 533.9/21 | 327/12.9 | 1068/42 | 425/16.7 | 30.9 |
| Rift Zone XC7 | S | 69.0 | 72.5 | 120/4.7 | 406.4/16 | 582.2/22.9 | 553.5/21.8 | 327/12.9 | 1090/42.9 | 425/16.7 | 30.9 |
| | M | 69.0 | 72.5 | 130/5.1 | 444.5/17.5 | 598.8/23.6 | 572.0/22.5 | 327/12.9 | 1109/43.7 | 425/16.7 | 30.9 |
| | L | 69.0 | 72.5 | 140/5.5 | 482/19.0 | 610.9/24.1 | 586.2/23.1 | 327/12.9 | 1122/44.2 | 425/16.7 | 30.9 |
| | XL | 69.0 | 72.5 | 155/6.1 | 520.7/20.5 | 622.6/24.5 | 600.8/23.7 | 327/12.9 | 1135/44.7 | 425/16.7 | 30.9 |
| Rift Zone 29er T3 XC9* | M | 70.5 | 73.0 | 110/4.3 | 431.8/17 | 593.9/23.4 | 558.3/22 | 336.3/13.2 | 1108/43.6 | 450/17.7 | 30.9 |
| Rift Zone 29er T3 XC8* | L | 70.5 | 73.0 | 110/4.3 | 482/19.0 | 612.9/24.1 | 573.7/22.6 | 336.3/13.2 | 1127/44.4 | 450/17.7 | 30.9 |
| Rift Zone 29er XC7 | XL | 70.5 | 73.0 | 120/4.7 | 520.7/20.5 | 629.1/24.8 | 590.2/23.2 | 336.3/13.2 | 1143/45 | 450/17.7 | 30.9 |
| Rift Zone 29er XC6 | XXL | 70.5 | 73.0 | 140/5.5 | 558.8/22 | 644.6/25.4 | 606.6/23.9 | 336.3/13.2 | 1158/45.6 | 450/17.7 | 30.9 |
| Mount Vision T3 XM8* | XS | 67.5 | 72.5 | 110/4.3 | 381/15 | 548.6/21.6 | 526.6/20.7 | 330/13 | 1100/43.3 | 435/17.1 | 30.9 |
| Mount Vision XM8 | S | 67.5 | 72.5 | 110/4.3 | 406.4/16 | 573.6/22.6 | 547.7/21.6 | 330/13 | 1125/44.3 | 435/17.1 | 30.9 |
| Mount Vision XM6 | M | 67.5 | 72.5 | 120/4.7 | 444.5/17.5 | 592.7/23.3 | 592.7/23.3 | 330/13 | 1145/45.1 | 435/17.1 | 30.9 |
| | L | 67.5 | 72.5 | 130/5.1 | 482/19.0 | 606.8/23.9 | 580.2/22.8 | 330/13 | 1160/45.7 | 435/17.1 | 30.9 |
| | XL | 67.5 | 72.5 | 150/5.9 | 520.7/20.5 | 620/24.4 | 594.7/23.4 | 330/13 | 1175/46.3 | 435/17.1 | 30.9 |
| East Peak 5.6 | XS | 68.5 | 72.5 | 107/4.2 | 393.7/15.5 | 558.6/22 | 536.1/21.1 | 330/13 | 1073/42.2 | 435/17.1 | 30.9 |
| East Peak 5.5 | S | 68.5 | 72.5 | 115/4.5 | 419.1/16.5 | 574/22.6 | 549.8/21.6 | 330/13 | 1089.8/42.9 | 435/17.1 | 30.9 |
| | M | 68.5 | 72.5 | 120/4.7 | 444.5/17.5 | 592/23.3 | 567.2/22.3 | 330/13 | 1108.2/43.6 | 435/17.1 | 30.9 |
| | L | 68.5 | 72.5 | 130/5.1 | 482/19.0 | 603/23.7 | 579.6/22.8 | 330/13 | 1119.9/44.1 | 435/17.1 | 30.9 |
| | XL | 68.5 | 72.5 | 142/5.6 | 520.7/20.5 | 614.9/24.2 | 594.3/23.4 | 330/13 | 1132.7/44.6 | 435/17.1 | 30.9 |
| Team Dh Frameset | M | 64.5 | 73.5 | 130/5.1 | 415/16.3 | 607/23.9 | | | | 445/17.5 | 31.6 |
| | S | 64.5 | 73.5 | 130/5.1 | 415/16.3 | 582/22.9 | | | | 445/17.5 | 31.6 |

| Model Name | Size | HT Angle | ST Angle | Head Tube Length (mm/in.) | Seat Tube Length (mm/in.) | Top Tube Effective (mm/in.) | Top Tube Actual (mm/in.) | BB Drop (mm/in.) | BB Height (mm/in.) | Wheelbase (mm/in.) | Chainstay Length (mm/in.) | Seatpost Diameter (mm) |
|----------------------|------|----------|----------|---------------------------|---------------------------|-----------------------------|--------------------------|------------------|--------------------|--------------------|---------------------------|------------------------|
| Bolinas Ridge Disc | 13 | 69.5 | 72.5 | 105/4.1 | 330.2/13 | 531.9/20.9 | 528.3/20.8 | 35/1.4 | 294.6/11.6 | 1017/40 | 426/16.8 | 27.2 |
| Pioneer Trail Disc | 15 | 69.5 | 72.5 | 110/4.3 | 381.8/15 | 541.9/21.3 | 526.1/20.7 | 35/1.4 | 294.6/11.6 | 1027/40.4 | 426/16.8 | 27.2 |
| Pioneer Trail | 17 | 69.5 | 72.5 | 120/4.7 | 431.8/17 | 559.6/22 | 536.7/21.1 | 35/1.4 | 294.6/11.6 | 1045/41.1 | 426/16.8 | 27.2 |
| Sky Trail | 19 | 69.5 | 72.5 | 135/5.3 | 482.6/19 | 580.1/22.8 | 555.1/21.9 | 35/1.4 | 294.6/11.6 | 1067/42 | 426/16.8 | 27.2 |
| | 20.5 | 69.5 | 72.5 | 150/5.9 | 520.7/20.5 | 600.9/23.7 | 578.2/22.7 | 35/1.4 | 294.6/11.6 | 1088/42.8 | 426/16.8 | 27.2 |
| | 22 | 69.5 | 72.5 | 180/7.1 | 558.8/22 | 618.7/24.4 | 594.3/23.4 | 35/1.4 | 294.6/11.6 | 1108/43.6 | 426/16.8 | 27.2 |
| Sky Trail Step-Thru | 15W | 69.5 | 72.5 | 110/4.3 | 381.8/15 | 541.9/21.3 | 536.7/21.1 | 35/1.4 | 294.6/11.6 | 1027/40.4 | 426/16.8 | 27.2 |
| | 17W | 69.5 | 72.5 | 120/4.7 | 431.8/17 | 559.6/22 | 545/21.5 | 35/1.4 | 294.6/11.6 | 1045/41.1 | 426/16.8 | 27.2 |
| Wildcat Trail WFG | 13 | 69.5 | 73.5 | 105/4.1 | 330.2/13 | 524.9/20.7 | 523.1/20.6 | 35/1.4 | 294.6/11.6 | 1021.0/40.2 | 426/16.8 | 30.9 |
| Coast Trail WFG | 15 | 69.5 | 73.5 | 110/4.3 | 381.8/15 | 548.8/21.6 | 534.3/21 | 35/1.4 | 294.6/11.6 | 1045.2/41.1 | 426/16.8 | 30.9 |
| | 17 | 69.5 | 73.5 | 120/4.7 | 431.8/17 | 567.5/22.3 | 547.4/21.6 | 35/1.4 | 294.6/11.6 | 1064.6/41.9 | 426/16.8 | 30.9 |
| Indian Fire Trail | 15 | 70.0 | 72.5 | 110/4.3 | 381.8/15 | 563/22.2 | 546/21.5 | 35/1.4 | 294.6/11.6 | 1032.8/40.7 | 426/16.8 | 30.9 |
| | 17 | 70.0 | 72.5 | 120/4.7 | 431.8/17 | 587/23.1 | 562.7/22.2 | 35/1.4 | 294.6/11.6 | 1056.7/41.6 | 426/16.8 | 30.9 |
| | 19 | 70.0 | 72.5 | 135/5.3 | 482.6/19 | 609/24 | 582.4/22.9 | 35/1.4 | 294.6/11.6 | 1078.5/42.5 | 426/16.8 | 30.9 |
| | 20.5 | 70.0 | 72.5 | 150/5.9 | 520.7/20.5 | 631/24.8 | 604.8/23.8 | 35/1.4 | 294.6/11.6 | 1100.1/43.3 | 426/16.8 | 30.9 |
| | 22 | 70.0 | 72.5 | 180/7.1 | 558.8/22 | 647/25.5 | 621.2/24.5 | 35/1.4 | 294.6/11.6 | 1119.5/44.1 | 426/16.8 | 30.9 |
| Nail Trail | 13 | 70.0 | 72.5 | 105/4.1 | 330.2/13 | 529.5/20.8 | 529.4/20.8 | 35/1.4 | 294.6/11.6 | 1010.7/39.8 | 426/16.8 | 30.9 |
| Palisades Trail | 15 | 70.0 | 72.5 | 110/4.3 | 381.8/15 | 552.4/21.7 | 536.7/21.1 | 35/1.4 | 294.6/11.6 | 1033.9/40.7 | 426/16.8 | 30.9 |
| Bobcat Trail | 17 | 70.0 | 72.5 | 120/4.7 | 431.8/17 | 575.9/22.7 | 552.6/21.8 | 35/1.4 | 294.6/11.6 | 1057.8/41.6 | 426/16.8 | 30.9 |
| | 19 | 70.0 | 72.5 | 135/5.3 | 482/19 | 597/23.5 | 570.8/22.5 | 35/1.4 | 294.6/11.6 | 1079.6/42.5 | 426/16.8 | 30.9 |
| | 20.5 | 70.0 | 72.5 | 150/5.9 | 520.7/20.5 | 617.9/24.3 | 591.5/23.3 | 35/1.4 | 294.6/11.6 | 1101.2/43.4 | 426/16.8 | 30.9 |
| | 22 | 70.0 | 72.5 | 180/7.1 | 558.8/22 | 635.9/25 | 609.4/24 | 35/1.4 | 294.6/11.6 | 1120.6/44.1 | 426/16.8 | 30.9 |
| Bear Valley WFG | 13 | 69.5 | 73.5 | 105/4.1 | 330.2/13 | 524.9/20.7 | 523.1/20.6 | 35/1.4 | 294.6/11.6 | 1021.0/40.2 | 426/16.8 | 30.9 |
| | 15 | 69.5 | 73.5 | 110/4.3 | 381.8/15 | 548.8/21.6 | 534.3/21 | 35/1.4 | 294.6/11.6 | 1045.2/41.1 | 426/16.8 | 30.9 |
| | 17 | 69.5 | 73.5 | 120/4.7 | 431.8/17 | 567.5/22.3 | 547.4/21.6 | 35/1.4 | 294.6/11.6 | 1064.6/41.9 | 426/16.8 | 30.9 |
| Nail Trail 29er | 17 | 71.5 | 73.5 | 110/4.3 | 431.8/17 | 585/23 | 570.9/22.5 | 60/2.4 | 294.6/11.6 | 1071.5/42.2 | 445/17.5 | See Specs |
| Palisades Trail 29er | 19 | 71.5 | 73.5 | 110/4.3 | 482.6/19 | 605/23.8 | 582.2/22.9 | 60/2.4 | 294.6/11.6 | 1091.5/43 | 445/17.5 | See Specs |
| Alpine Trail 29er | 20.5 | 71.5 | 73.5 | 120/4.7 | 520.7/20.5 | 620/24.4 | 595.6/23.4 | 60/2.4 | 294.6/11.6 | 1106.9/43.6 | 445/17.5 | See Specs |
| Bolinas Ridge 29er | 22 | 71.5 | 73.5 | 140/5.5 | 558.8/22 | 635/25 | 610.1/24 | 60/2.4 | 294.6/11.6 | 1122.6/44.2 | 445/17.5 | See Specs |
| Team CXR 29er | 17 | 71.5 | 73.5 | 110/4.3 | 431.8/17 | 585/23 | 570.9/22.5 | 60/2.4 | 294.6/11.6 | 1071/42.2 | 445/17.5 | 30.9 |
| Team CXR 29er Pro | 19 | 71.5 | 73.5 | 110/4.3 | 482/19 | 605/23.8 | 582.2/22.9 | 60/2.4 | 294.6/11.6 | 1091/43 | 445/17.5 | 30.9 |
| | 20.5 | 71.5 | 73.5 | 120/4.7 | 520.7/20.5 | 620/24.4 | 595.6/23.4 | 60/2.4 | 294.6/11.6 | 1106/43.5 | 445/17.5 | 30.9 |
| | 22 | 71.5 | 73.5 | 140/5.5 | 585.8/23.1 | 635/25 | 610.1/24 | 60/2.4 | 294.6/11.6 | 1122/44.2 | 445/17.5 | 30.9 |
| Team Titanium 29er | 17 | 71.5 | 73.5 | 110/4.3 | 431.8/17 | 585/23 | 570.9/22.5 | 60/2.4 | 294.6/11.6 | 1071.5/42.2 | 445/17.5 | 31.6 |
| | 19 | 71.5 | 73.5 | 110/4.3 | 482.6/19 | 605/23.8 | 582.2/22.9 | 60/2.4 | 294.6/11.6 | 1091.5/43 | 445/17.5 | 31.6 |
| | 20.5 | 71.5 | 73.5 | 120/4.7 | 520.7/20.5 | 620/24.4 | 595.6/23.4 | 60/2.4 | 294.6/11.6 | 1106.9/43.6 | 445/17.5 | 31.6 |
| | 22 | 71.5 | 73.5 | 140/5.5 | 558.8/22 | 635/25 | 610.1/24 | 60/2.4 | 294.6/11.6 | 1122.6/44.2 | 445/17.5 | 31.6 |

| Model Name | Size | HT Angle | ST Angle | Head Tube Length (mm/in.) | Seat Tube Length (mm/in.) | Top Tube Effective (mm/in.) | Top Tube Actual (mm/in.) | BB Drop (mm/in.) | Fork Offset (mm/in.) | Wheelbase (mm/in.) | Chainstay Length (mm/in.) | Seatpost Diameter (mm) |
|-------------------------|-----------|----------|----------|---------------------------|---------------------------|-----------------------------|--------------------------|------------------|----------------------|--------------------|---------------------------|------------------------|
| Bayview Trail 24" Boys | 24" Wheel | 70 | 73 | 100/3.9 | 321/12.6 | 471/18.5 | 485/19.1 | 25/4/1 | 41/1.6 | 948/37.3 | 400/15.7 | 27.2 |
| Bayview Trail 24" Girls | 24" Wheel | 70 | 73 | 100/3.9 | 321/12.6 | 471/18.5 | 485/19.1 | 25/4/1 | 41/1.6 | 948/37.3 | 400/15.7 | 27.2 |
| Hidden Canyon 20" Boys | 20" Wheel | 70 | 73 | 100/3.9 | 308/12.1 | 418/16.5 | 432/17 | 25/1 | 39.5/1.6 | 870/34.3 | 380/15 | 27.2 |
| Hidden Canyon 20" Girls | 20" Wheel | 70 | 73 | 100/3.9 | 308/12.1 | 418/16.5 | 432/17 | 25/1 | 39.5/1.6 | 870/34.3 | 380/15 | 27.2 |
| Tiny Trail MBX-50 | 16" Wheel | 71 | 72 | 100/3.9 | 229/9 | 357/14.8 | 375/14.8 | -25/-1 | 38/1.5 | 745/29.3 | 315/12.4 | 25.4 |

| Model Name | Size | HT Angle | ST Angle | Head Tube Length (mm/in.) | Seat Tube Length (mm/in.) | Top Tube Effective (mm/in.) | Top Tube Actual (mm/in.) | BB Drop (mm/in.) | BB Height (mm/in.) | Wheelbase (mm/in.) | Chainstay Length (mm/in.) | Seatpost Diameter (mm) |
|----------------------------|------|----------|----------|---------------------------|---------------------------|-----------------------------|--------------------------|------------------|--------------------|--------------------|---------------------------|------------------------|
| Bridgeway Triple | 15 | 70.5 | 74.5 | 110/4.3 | 381/15 | 542.5/21.4 | 526.1/20.7 | 50/2 | 294.6/11.6 | 1050.2/41.3 | 440/17.3 | 27.2 |
| Bridgeway | 17 | 71.0 | 74.0 | 110/4.3 | 431.8/17 | 555.5/21.9 | 536/21.1 | 50/2 | 294.6/11.6 | 1053.5/41.5 | 440/17.3 | 27.2 |
| Bridgeway Speed | 19 | 71.0 | 73.0 | 120/4.7 | 482/19 | 569.9/22.4 | 551.3/21.7 | 50/2 | 294.6/11.6 | 1058.2/41.7 | 440/17.3 | 27.2 |
| | 20.5 | 71.0 | 73.0 | 150/5.9 | 520.7/20.5 | 590.3/23.2 | 573/22.6 | 50/2 | 294.6/11.6 | 1079.7/42.5 | 440/17.3 | 27.2 |
| | 22 | 71.0 | 73.0 | 180/7.1 | 558.8/22 | 610.1/24 | 585/23 | 50/2 | 294.6/11.6 | 1091.6/43 | 440/17.3 | 27.2 |
| Bridgeway Triple Step-Thru | 15W | 70.5 | 74.5 | 90/3.5 | 381/15 | 542.5/21.4 | 526.1/20.7 | 50/2 | 294.6/11.6 | 1050.2/41.3 | 440/17.3 | 27.2 |
| Bridgeway Step-Thru | 17W | 71.0 | 74.0 | 102/4 | 431.8/17 | 555.5/21.9 | 536/21.1 | 50/2 | 294.6/11.6 | 1053.5/41.5 | 440/17.3 | 27.2 |
| Bridgeway Speed Step-Thru | 19W | 71.0 | 73.0 | 120/4.7 | 482.6/19 | 569.9/22.4 | 551.3/21.7 | 50/2 | 294.6/11.6 | 1058.2/41.7 | 440/17.3 | |

| | Mount Vision XM8 T3 | Mount Vision XM8 | Mount Vision XM6 | Team DH Frameset | Indian Fire Trail | Nail Trail | Palisades Trail | Bobcat Trail |
|-------------------------|--|--|---|---|---|---|---|--|
| Frame Finish | Black Carbon Fiber Matte | Graphite Gray Matte | Black and Silver | Team Cyan Blue | Midnight Black Satin | Midnight Black Satin | Gray Gloss | Midnight Black Gloss |
| Decal Color | Black, Red, White and Silver | Cyan Blue and White | 6061 Main Frame & Swing Arm, Quad-Link 3.0 140mm Suspension System | | Orange, Silver and White | Fluoro Green and White | Bright Orange and White | Cyan Blue and White |
| Frame | CXR T3 Carbon Main Frame & Swing Arm, Quad-Link 3.0 140mm Suspension System | 6061 Main Frame & Swing Arm, Quad-Link 3.0 140mm Suspension System | Rock Shox Sektor TK Solo Air, 140mm Travel, 15mm Maxle Light System | 6061 QUAD DH Aluminum 10" Travel 4 Bar-4 Bolt System | 6066 Aluminum, Triple Butted Hydro-Edge II Top and Down Tubes, Double Butted E4 Anti-Flex Seat and Chain Stays, Disc Specific | 6061 Aluminum, Triple Butted Hydro-Edge Top and Down Tubes, Double Butted E4 Anti-Flex Seat and Chain Stays | 6061 Aluminum, Triple Butted Hydro-Edge Top and Down Tubes, Double Butted E4 Anti-Flex Seat and Chain Stays | 6061 Aluminum, Double Butted Hydro-Edge II Top and Down Tubes, E4 Anti-Flex Seat and Chain Stays |
| Front Suspension | Fox 32 Float Fit RL, 140mm, 1 1/8" to 1.5" Tapered Steerer Tube, Compression Lockout, Rebound Adjustment and Air Spring Preload, 15QR System | Fox 32 Float Fit RL, 140mm, 1 1/8" to 1.5" Tapered Steerer Tube, Compression Lockout, Rebound Adjustment and Air Spring Preload, 15QR System | Rock Shox Ario RL with Lockout and Rebound Adjust | | Fox 32 Float RL O/B, 100mm with Rebound Adjustment, Lockout and Air Spring Preload | Fox 32 Float RL O/B, 100mm with Rebound Adjustment, Lockout and Air Spring Preload | Rock Shox XC 30 TK, 100mm, coil spring preload with Turnkey adjustment | Suntour XCR-RL, 100mm Travel |
| Rear Suspension | Fox Float RP23 with Rebound Adjustment, Dual Position ProPedal with 3 Position ProPedal Lever Adjustment | Fox Float RP23 with Rebound Adjustment, Dual Position ProPedal with 3 Position ProPedal Lever Adjustment | SRAM X-5, 3x10 Speed Trigger | Fox DHX RC4 | | | | |
| Shift Lever | Shimano XT, 2 Way and Instant Release, 3x10 Speed | Shimano XT, 2 Way and Instant Release, 3x10 Speed | SRAM X-7, Direct Mount, 3x10 Speed | | Shimano SLX, 2 Way Release, 10-Speed | SRAM X-7, 2x10 Speed Trigger | SRAM X-5, 3x10 Speed Trigger | Shimano Acera Rapid Fire Plus, 9 Speed |
| Derailleur Front | Shimano XT, Direct Mount, 3x10-Speed | Shimano XT, Direct Mount, 3x10-Speed | SRAM X-7, 10-Speed | | Shimano SLX, 3x10 | SRAM X-7 2x10 Speed | SRAM X-5 | Shimano Acera 9-Speed |
| Derailleur Rear | Shimano Shadow XT, 10-Speed | Shimano Shadow XT, 10-Speed | Avid Elixer 1 Hydraulic Disc, 7" Rotor | | Shimano Shadow XT, 10-Speed | SRAM X-7 Medium Cage, 9-Speed | SRAM X-5 | Shimano Shadow Deore |
| Brakes Front | Formula R1-X Hydraulic Disc, 7" Rotor | Formula R1-X Hydraulic Disc, 7" Rotor | Avid Elixer 1 Hydraulic Disc, 6" Rotor | | Formula RX Hydraulic Disc, 7" Rotor (6" Rotor on 13" and 15" frame sizes) | Avid Elixer 3, Hydraulic Disc, 7" Rotor (6" Rotor on 13" and 15" frame sizes) | Hayes Dyno Comp Hydraulic Disc, 7" Rotor (6" Rotor on 13" and 15" frame sizes) | Tektro Draco Hydraulic Disc, 6" Rotor |
| Brakes Rear | Formula R1-X Hydraulic Disc, 6" Rotor | Formula R1X Hydraulic Disc, 6" Rotor | Avid Hydraulic Disc | | Formula RX Hydraulic Disc, 6" Rotor | Avid Elixer 3, Hydraulic Disc, 6" Rotor | Hayes Dyno Comp Hydraulic Disc, 6" Rotor | Tektro Draco Hydraulic Disc, 6" Rotor |
| Brake Levers | Formula R1, Hydraulic | Formula R1, Hydraulic | None | | Formula RX Hydraulic with Reach Adjust | Avid Hydraulic Disc | Hayes Hydraulic Disc | Tektro Draco Hydraulic |
| Pedals | None | None | SRAM X-5 3x10 Speed, 44/33/22 | | None | None | Alloy Double Sided Mountain | Composite |
| Crankset | Shimano XT, 42/32/24, 3x10 Speed with HollowTech II Arms and Composite Middle Chain Ring | Shimano XT, 42/32/24, 3x10 Speed with HollowTech II Arms and Composite Middle Chain Ring | TruVativ with Giga X Pipe Exterior System Integrated with Crankset | | Shimano SLX, 3x10, 42/32/24, HollowTech II Arms | SRAM S1000 2x10 Speed, 39/26 | FSA GammaDrive, 44/33/22 | TruVativ E400 3.0, 44/32/22, 9 Speed |
| Bottom Bracket | Shimano XT Big Pipe Billet Integrated with Crankset | Shimano XT Big Pipe Billet Integrated with Crankset | KMC X10, 10-Speed | | Shimano with HollowTech II Arms, Big Pipe Billet Integrated with Crankset | SRAM Giga X Pipe | FSA MegaExo System Integrated with Crankset | TruVativ with Sealed Cartridge |
| Chain | Shimano XT, 10-Speed | Shimano XT, 10-Speed | SRAM PG-1030, 11-36, 10 Speed | | Shimano HG74, 10-Speed | KMC X10, 10-Speed | KMC X10, 10-Speed | Shimano HG53 |
| Cassette | Shimano XT, 11-36, 10-Speed | Shimano SLX, 11-36, 10-Speed | Cartridge Bearing, 32 Hole, 6-Bolt Disc, Alloy Freehub Body | | Shimano SLX, 11-36, 10-Speed | SRAM PG-1030, 11-36, 10 Speed | SRAM PG-1030, 11-36, 10 Speed | SRAM PG-950, 9-Speed, 11-34 |
| Hub Rear | SUNRingle Black Flag Expert, 28 Hole, 6-Bolt | SUNRingle Black Flag Expert, 28 Hole, 6-Bolt | Marin 15mm, Sealed Cartridge Bearings | | Mavic Cross Ride Disc, 24 Hole, 6-Bolt | Cartridge Bearing, 32 Hole, 6-Bolt Disc, Alloy Freehub Body | Alloy Double Sealed, 32 Hole Disc | Alloy Double Sealed, 32 Hole Disc |
| Hub Front | SUNRingle Black Flag Expert, 6-Bolt, 15mm Thru Axle | SUNRingle Black Flag Expert, 6-Bolt, 15mm Thru Axle | Maxxis Ardent, 26" x 2.25" | | Mavic Cross Ride Disc, 24 Hole, 6-Bolt | Cartridge Bearing, 28 Hole, 6-Bolt Disc | Alloy Double Sealed, 32 Hole Disc | Alloy Double Sealed, 32 Hole Disc |
| Tires | Maxxis Ardent, 26" x 2.25", Folding | Maxxis Ardent, 26" x 2.25", Folding | Alex SX44, 32 Hole | | Continental Race King, 26" x 2.2" with Folding Kevlar Bead | Continental Race King, 26" x 2.2" with Folding Kevlar Bead | Continental X-King, 26" x 2.2" | Geax Saguardo 26 x 2.2" Front, 2.0" Rear |
| Rim | SUNRingle Black Flag Expert Tubeless Ready | SUNRingle Black Flag Expert Tubeless Ready | 14 Gauge Black Stainless | | Mavic Cross Ride Disc Wheelset | Alex XD-Lite, 28-Hole Front, 32-Hole Rear | WTB SX17, Double Wall, 32 Hole Disc | WTB SX17, Double Wall, 32 Hole Disc |
| Spokes Nipples | Wheelsmith Black Stainless Steel | Wheelsmith Black Stainless Steel | WTB VOLT Comp | | Mavic | 14 Gauge Black Stainless | 15 Gauge Black Stainless | 15 Gauge Black Stainless |
| Saddle | WTB VOLT Comp | WTB VOLT Comp | Race Alloy Micro Adjust, 30.9mm | | WTB Silverado Comp | WTB Silverado Comp | WTB Silverado Sport | WTB Silverado Sport |
| Seatpost | FSA SL-250, 31.6mm | FSA SL-250, 30.9mm | Marin OS Alloy Threadless, 31.8mm Bar Clamp | | Race Alloy Micro Adjust, 30.9mm | FSA SL-280, 6061, 30.9mm | Comp Alloy Micro Adjust, 30.9mm | Alloy 2-Bolt Micro Adjust, 30.9mm |
| Stem | FSA OS150 Threadless with Alloy Face Plate and 31.8mm Bar Clamp | Marin Alloy, Threadless | Trail Riser Double Butted 2014 Alloy, OS-31.8mm, 25mm Rise | | Marin OS Alloy Threadless, 31.8mm Bar Clamp | Marin OS Alloy Threadless, 31.8mm Bar Clamp | Marin OS Alloy Threadless, 31.8mm Bar Clamp | Marin OS Alloy Threadless, 31.8mm Bar Clamp |
| Handlebar | Easton EA70 MonkeyBar, OS-31.8mm, Low Rise | Marin 7050 Alloy, 710mm Wide, OS-31.8mm, 25mm Rise | Marin Double Locking | | XC Riser Double Butted 2014 Alloy, OS-31.8mm, 20mm Rise | XC Riser Double Butted 2014 Alloy, OS-31.8mm, 20mm Rise | Double Butted 6061 Alloy, OS-31.8mm, 25.4mm Rise | Double Butted 6061 Alloy, OS-31.8mm, 25.4mm Rise |
| Grips | Marin Double Locking | Marin Double Locking | FSA Orbit 1.5B ZS | FSA Orbit 1.5 ZS | Ergon GA1-S-SD | Marin Double Locking | Marin Dual Density | Marin Dual Density |
| Headset | FSA Orbit 1.5E ZS-1, 1 1/8" Top Cup, 1.5" Bottom Cup, for 1 1/8" Steerer Tube, Threadless Internal | FSA Orbit 1.5 ZSE, 1 1/8" Top Cup, 1.5" Bottom Cup, for Tapered Steerer Tube, Threadless Internal | FSA No.10, 1 1/8", Threadless Internal Bearing | FSA Orbit 1.5 ZSE, 1 1/8" Top Cup, 1.5" Bottom Cup, for Tapered Steerer Tube, Threadless Internal | Ergon Orbit ZS-4 Cartridge, 1 1/8", Threadless Internal | FSA No.10, 1 1/8", Threadless Internal Bearing | FSA No.10, 1 1/8", Threadless Internal Bearing | FSA No.10, 1 1/8", Threadless Internal Bearing |

| | Team CXR 29er Pro | Team CXR 29er | Team Titanium 29er | Nail Trail 29er | Palisades Trail 29er | Pine Mountain 29er | Alpine Trail 29er | Bollinas Ridge 29er |
|-------------------------|--|---|---|---|---|--|---|--|
| Frame Finish | Black Carbon Fiber Matte | Black Carbon Fiber Matte | Raw Titanium | Silver Mercury Gloss | Midnight Black Gloss | Dark Gray Gloss | Smoke Gray Gloss | Super White Gloss |
| Decal Color | Cyan Blue and White | White and Metallic Silver | | | Metallic Gold and White | White and Black | White and Metallic Silver | Cyan Blue and Black |
| Frame | CXR T3 Carbon with Tapered Headtube, Oversized Downtube, Disc Specific | CXR T3 Carbon with Tapered Headtube, Oversized Downtube, Disc Specific | Team Titanium, Custom shaped and Triple Butted 3A/2.5V Titanium | 6061 Aluminum 29er, Triple Butted Hydro-Edge II Top and Down Tubes, Double Butted E4 Anti-Flex Seat and Chain Stays | 6061 Aluminum 29er, Triple Butted Hydro-Edge II Top and Down Tubes, Double Butted E4 Anti-Flex Seat and Chain Stays | 4130 Cromoly, Triple Butted Edge Shaped Top and Down Tubes | 6061 Double Butted Aluminum 29er with Edge 3 OS Top and Down Tubes | 6061 Double Butted Aluminum 29er with Edge 3 OS Top and Down Tubes |
| Front Suspension | Fox 32 Float 29 Fit RLC, 100mm Travel, Tapered Steerer Tube, Rebound and Lockout Threshold Adjustment, Lockout, Air Spring Preload | Fox 32 Float 29 RL O/B, 100mm, Tapered Steerer Tube, Rebound Adjustment, Lockout and Air Spring Preload | | Fox 32 Float 29 RL O/B, 100mm with Rebound Adjustment, Lockout, and Air Spring Preload | Rock Shox Recon Silver Air 29er, 100mm, Alloy Steerer Tube, External Rebound, and TurnKey Lockout | Rock Shox Recon Silver Air 29er, 100mm, Alloy Steerer Tube, with External Rebound, and TurnKey Lockout | Rock Shox XC28 TK Mg 29 with Alloy Steerer Tube, 100mm with Preload Adjustment, Rebound Adjustment, TurnKey Lockout | Suntour XCR-LO-29, 100mm Travel with Lockout |
| Rear Suspension | | | | | | | | |
| Shift Lever | SRAM X-9, 2x10 Speed Trigger | Shimano SLX, 2 Way Release, 10-Speed | | Shimano SLX, 2 Way Release, 10-Speed | SRAM X-5, 3x10 Speed Trigger | SRAM X-7, 3x10 Speed Trigger | Shimano Alivio, 9 Speed | Shimano Acera Rapid Fire Plus, 9 Speed |
| Derailleur Front | SRAM X-9, 2x10 Speed | Shimano SLX, 3x10 | | Shimano SLX, 3x10 | SRAM X-5 | SRAM X-7 3x10 Speed | Shimano Alivio, 9 Speed | Shimano Acera 9-Speed |
| Derailleur Rear | SRAM X.0, 10-Speed | Shimano Shadow SLX, 10 Speed | | Shimano Shadow XT, 10-Speed | SRAM X-7, 10-Speed | SRAM X-9, 10-Speed | Shimano Deore | Shimano Alivio, 9 Speed |
| Brakes Front | Formula R1 Hydraulic Disc, 7" Rotor | Formula RX Hydraulic Disc, 7" Rotor | | Avid Elixer 7 Hydraulic Disc, 7" Rotor | Hayes Dyno Comp Hydraulic Disc, 7" Rotor | Avid Elixer 3, Hydraulic Disc, 7" Rotor | Tektro Draco Hydraulic Disc, 6" Rotor | Tektro Novela Mechanical Disc, 6" Rotor |
| Brakes Rear | Formula R1 Hydraulic Disc, 6" Rotor | Formula RX Hydraulic Disc, 6" Rotor | | Avid Elixer 7 Hydraulic Disc, 6" Rotor | Hayes Dyno Comp Hydraulic Disc, 6" Rotor | Avid Elixer 3, Hydraulic Disc, 6" Rotor | Tektro Draco Hydraulic Disc, 6" Rotor | Tektro Novela Mechanical Disc, 6" Rotor |
| Brake Levers | Formula R1 with Tool-Free Reach Adjust, Hydraulic | Formula RX Hydraulic with Reach Adjust | | Avid Hydraulic Disc | Hayes Hydraulic Disc | Avid Hydraulic Disc | Tektro Draco Hydraulic | Pro 2 Finger with Hidden Clamp |
| Pedals | None | None | | None | Alloy Double Sided Mountain | Shimano M520 Clipless | Composite | Composite |
| Crankset | SRAM S1400, 2x10 Speed, 36/22 | Shimano M552, 3x10 Speed, 42/32/24 | | Shimano M552, 3x10 Speed, 42/32/24 | TruVativ S800 3.1, 44/33/22, 10-Speed | SRAM X-7, 3x10 Speed, 44/33/22 | TruVativ Blaze 3.0, 44/32/22, 9 Speed, Power Spline BB | TruVativ E400 3.0, 44/32/22, 9 Speed |
| Bottom Bracket | SRAM PF30 | Shimano with HollowTech II Arms, Big Pipe Billet Integrated with Crankset | 68mm Threaded | Shimano with HollowTech II Arms, Big Pipe Billet Integrated with Crankset | TruVativ with Sealed Cartridge and Power Spline | TruVativ with Giga X Pipe Exterior System Integrated with Crankset | TruVativ with Sealed Cartridge and Power Spline | TruVativ with Sealed Cartridge |
| Chain | KMC X10, 10-Speed | Shimano HG74, 10-Speed | | Shimano HG74, 10-Speed | KMC X10, 10-Speed | KMC X10, 10-Speed | Shimano HG53 | KMC Z99, 9-Speed |
| Cassette | SRAM PG-1070, Power Glide II, 11-36, 10-Speed | Shimano DEORE, 11-36, 10-Speed | | Shimano SLX, 11-36, 10-Speed | SRAM PG-1030, 11-36, 10-Speed | SRAM PG-1070, Power Glide II, 11-36, 10-Speed | Shimano HG30, 11-34, 9-Speed | Shimano HG20, 11-34, 9-Speed |
| Hub Rear | Easton Wheelset | SUNRingle Black Flag Expert, 28 Hole, 6-Bolt | | SUNRingle Black Flag Expert, 28 Hole, 6-Bolt | Cartridge Bearing, 32 Hole, 6-Bolt Disc, Alloy Freehub Body | Alloy Double Sealed, 32 Hole Disc | Alloy Double Sealed, 32 Hole Disc | Alloy Double Sealed, 32 Hole Disc |
| Hub Front | Easton Wheelset, 15 x 100mm Thru Axle | SUNRingle Black Flag Expert, 28 Hole, 6-Bolt | | SUNRingle Black Flag Expert, 28 Hole, 6-Bolt | Cartridge Bearing, 32H Hole, 6-Bolt Disc | Alloy Double Sealed, 32 Hole Disc | Alloy Double Sealed, 32 Hole Disc | Alloy Double Sealed, 32 Hole Disc |
| Tires | Continental Race King, 29" x 2.2" with Folding Kevlar Bead | Continental Race King, 29" x 2.2" with Folding Kevlar Bead | | Continental Race King, 29" x 2.2" with Folding Kevlar Bead | Continental Race King, Folding Bead, 29" x 2.2" | Continental Race King, Folding Bead, 29" x 2.2" | Geax Saguardo, 29 x 2.2" | Geax Saguardo, 29 x 2.2" |
| Rim | Easton EA70 XCT, UST Tubeless, 6-Bolt | SUNRingle Black Flag Expert 29" Tubeless Ready | | SUNRingle Black Flag Expert 29" Tubeless Ready | Alex SX44, 32 Hole | Alex SX24, Double Wall, 32 Hole Disc | Alex TD-20, Double Wall, 32 Hole Disc | Alex TD-20, Double Wall, 36 Hole Disc |
| Spokes Nipples | Sapim | Wheelsmith Double Butted | | Wheelsmith Black Stainless Steel | 14 Gauge Black Stainless | WTB 14 Gauge Stainless | WTB 14 Gauge Stainless | 14 Gauge Black Stainless |
| Saddle | WTB Silverado Team, DNA Padding and NiCro Rails | WTB Silverado Comp | | WTB Silverado Comp | WTB Silverado Sport | WTB Silverado Comp | WTB Silverado Sport HP | Marin Sport Mountain |
| Seatpost | FSA SL-K, Carbon, 31.6mm | FSA, Afterburner, 2014 Alloy 31.3mm | | FSA SL-280, 6061, 30.9mm | Comp Alloy Micro Adjust, 30.9mm | FSA SL-280, 27.2mm | Comp Alloy Micro Adjust, 27.2mm | Alloy Micro Adjust, 27.2mm |
| Stem | FSA OS150 Threadless with Carbon Face Plate and 31.8mm Bar Clamp | FSA OS Afterburner Threadless, 31.8mm Bar Clamp | | Marin OS Alloy Threadless, 31.8mm Bar Clamp | Marin OS Alloy Threadless, 31.8mm Bar Clamp | FSA OS190 Threadless with Alloy Face Plate and 31.8mm Bar Clamp | Marin Alloy, Threadless | Forged Alloy Threadless, 31.8mm Bar Clamp |
| Handlebar | Easton EC70 XC, UD Carbon, OS-31.8mm, Low Rise | XC Riser Double Butted 2014 Alloy, OS-31.8mm, 20mm Rise | | Double Butted 6061 Alloy, OS-31.8mm, 25.4mm Rise | Double Butted 6061 Alloy, OS-31.8mm, 25.4mm Rise | Double Butted 6061 Alloy, OS-31.8mm, 25.4mm Rise | XC Double Butted Alloy, OS-31.8mm, 25mm Rise | Double Butted 6061 Alloy, OS-31.8mm, 25.4mm Rise |
| Grips | Ergon GA1-S-SD | Ergon GA1-S-SD | | Marin Dual Density | Marin Dual Density | Marin Dual Density | Marin Extra Dual Density | Marin Extra Dual Density |
| Headset | FSA Orbit C-40 Integrated with Cartridge Bearings | FSA Orbit C-40 Integrated with Cartridge Bearings | Traditional Press Fit External | FSA No.10, 1 1/8", Threadless Internal Bearing | FSA No.10, 1 1/8", Threadless Internal Bearing | Orbit MX, 1 1/8" Threadless, Alloy | FSA, 1 1/8", Threadless | FSA, 1 1/8", Threadless |

| | Bolinas Ridge Disc | Pioneer Trail Disc | Pioneer Trail | Wild Cat Trail WFG | Coast Trail WFG | Sky Trail | Sky Trail ST | Bear Vally WFG |
|-------------------------|---|---|---|---|---|---|---|---|
| Frame Finish | Graphite Gray Gloss | Super White Gloss | Navy Blue Gloss | Graphite Gray Matte | Metal Flake Blue Gloss | Midnight Black Gloss | Super White Gloss | Super White Gloss |
| Decal Color | Burnt Orange and White | Bright Red and Black | White and Metallic Silver | Magenta and Dark Silver | White and Black | Cyan Blue and White | Light Lavender and Stone Gray | Purple and Blue |
| Frame | 6061 Double Butted Aluminum with Edge 3 OS Top and Down Tubes | 6061 Double Butted Aluminum with Edge 3 OS Top and Down Tubes | 6061 Double Butted Aluminum with Edge 3 OS Top and Down Tubes | 6061 Double Butted Aluminum with Edge 3 OS Top and Down Tubes | 6061 Double Butted Aluminum with Edge 3 OS Top and Down Tubes | 6061 Double Butted Aluminum with Edge 3 OS Top and Down Tubes | 6061 Double Butted Aluminum with Edge 3 OS Top and Down Tubes | 6061 Aluminum with Women's Fit Geometry, with Double Butted Hydro-Edge Top and Down Tubes, E4 Anti-Flex Seat and Chain Stays |
| Front Suspension | Suntour XCM-HLO, 100mm with Lockout | Suntour XCM-HLO, 100mm with Hydraulic Lockout | Suntour XCT, 100mm | Suntour XCM-HLO, 100mm with Lockout | Suntour XCM V3, 100mm | Suntour XCT, 100mm | Suntour XCT, 100mm | Suntour XCM-HLO, 100mm with Hydraulic Lockout, WFG Spring Rate |
| Rear Suspension | | | | | | | | |
| Shift Lever | Shimano Acera Rapid Fire Plus, 9 Speed | Shimano Rapid Fire Plus, 8 Speed | Shimano EF51 EZ-FIRE Plus, 8 Speed | Shimano Acera Rapid Fire Plus, 9 Speed | Shimano EF51 EZ-FIRE Plus, 8 Speed | Shimano EF40 EZ-FIRE Plus, 7 Speed | Shimano EF40 EZ-FIRE Plus, 7 Speed | Shimano Acera Rapid Fire Plus, 9 Speed |
| Derailleur Front | Shimano Acera 9-Speed | Shimano | Shimano | Shimano Acera 9-Speed | Shimano | Shimano TX50 | Shimano TX50 | Shimano Acera 9-Speed |
| Derailleur Rear | Shimano Acera 9-speed | Shimano Altus | Shimano Altus | Shimano Acera 9-speed | Shimano Altus | Shimano | Shimano | Shimano Deore |
| Brakes Front | Tektro Novela Mechanical Disc, 6" Rotor | Tektro Novela Mechanical Disc, 6" Rotor | Forged Alloy Linear Pull | Tektro Novela Mechanical Disc, 6" Rotor | Forged Alloy Linear Pull | Forged Alloy Linear Pull | Forged Alloy Linear Pull | Tektro Draco Hydraulic Disc, 6" Rotor |
| Brakes Rear | Tektro Novela Mechanical Disc, 6" Rotor | Tektro Novela Mechanical Disc, 6" Rotor | Forged Alloy Linear Pull | Tektro Novela Mechanical Disc, 6" Rotor | Forged Alloy Linear Pull | Forged Alloy Linear Pull | Forged Alloy Linear Pull | Tektro Draco Hydraulic Disc, 6" Rotor |
| Brake Levers | Pro 2 Finger with Hidden Clamp | Shimano with Integrated Shifters | Shimano with Integrated Shifters | Pro 2 Finger with Hidden Clamp | Shimano with Integrated Shifters | Shimano with Integrated Shifters | Shimano with Integrated Shifters | Tektro Draco Hydraulic |
| Pedals | Composite | Composite | Composite | Composite | Composite | Composite | Composite | Composite |
| Crankset | Suntour XCR T414, 44/32/22, 9-Speed | TruVativ E300 3.0, 42/34/24 | TruVativ E300 3.0, 42/34/24 | Suntour XCR T414, 44/32/22, 9-Speed | TruVativ E300 3.0, 42/34/24 | Alloy MTB | Alloy MTB | TruVativ E400 3.0, 44/32/22 |
| Bottom Bracket | Sealed Cartridge | Sealed Cartridge | Sealed Cartridge | Sealed Cartridge | Sealed Cartridge | Sealed Cartridge | Sealed Cartridge | TruVativ with Sealed Cartridge |
| Chain | KMC Z99, 9-Speed | HG40 | HG40 | KMC Z99, 9-Speed | HG40 | UG51 | UG51 | KMC Z99, 9-Speed |
| Cassette | Shimano HG20, 11-34, 8 Speed | Shimano HG31, 11-32, 8 Speed | Shimano HG31, 11-32, 8 Speed | Shimano HG20, 11-34, 8 Speed | Shimano HG31, 11-32, 8 Speed | Shimano, 14-28, 7 Speed | Shimano, 14-28, 7 Speed | Shimano HG30, 11-34, 9 Speed |
| Hub Rear | Alloy Double Sealed, 32 Hole Disc | Alloy Double Sealed, 32 Hole Disc | Alloy Double Sealed, 32 Hole | Alloy Double Sealed, 32 Hole Disc | Alloy Double Sealed, 32 Hole | Alloy Double Sealed, 36 Hole | Alloy Double Sealed, 36 Hole Silver | Alloy Double Sealed, 32 Hole Disc |
| Hub Front | Alloy Double Sealed, 32 Hole Disc | Alloy Double Sealed, 32 Hole Disc | Alloy Double Sealed, 32 Hole | Alloy Double Sealed, 32 Hole Disc | Alloy Double Sealed, 32 Hole | Alloy Double Sealed, 36 Hole | Alloy Double Sealed, 36 Hole Silver | Alloy Double Sealed, 28 Hole Disc |
| Tires | Geax Saguardo 26 x 2.2" Front, 2.0" Rear | Geax Saguardo 26 x 2.2" Front, 2.0" Rear | Geax Saguardo, 26 x 2.0" | Geax Saguardo, 26 x 2.0" | Geax Saguardo, 26 x 2.0" | Kenda K848, 26" x 1.95" | Kenda K848, 26" x 1.95" | Continental X-King, 26" x 2.2" |
| Rim | Alex TD25, Double Wall, 32 Hole | Alex TD25, Double Wall, 32 Hole | Alex DC25 Disc, Double Wall, 32 Hole with CNC Side Walls | Alex TD25, Double Wall, 32 Hole with CNC Side Walls | Alex DC25 Disc, Double Wall, 32 Hole with CNC Side Walls | Alex AP17, 36 Hole | Alex AP17, 36 Hole | Alex TD-24, Double Wall, 28 Hole Front, 32 Hole Rear |
| Spokes Nipples | 15 Gauge Black Stainless | 15 Gauge Black Stainless | 15 Gauge Stainless | 15 Gauge Stainless | 15 Gauge Stainless | 15 Gauge Stainless | 15 Gauge Stainless | 15 Gauge Stainless |
| Saddle | Marin Sport Mountain | Marin Sport Mountain | Marin Sport Mountain | Marin WFG Sport Mountain | Marin WFG Sport Mountain | Marin Sport Mountain | Marin WFG Sport Mountain | Marin WFG Sport Mountain |
| Seatpost | Alloy Micro Adjust, 27.2mm | Alloy Micro Adjust, 27.2mm | Alloy Micro Adjust, 27.2mm | Alloy Micro Adjust, 27.2mm | Alloy Micro Adjust, 27.2mm | Alloy Micro Adjust, 27.2mm | Alloy Micro Adjust, 27.2mm | Comp Alloy Micro Adjust, 30.9mm |
| Stem | Forged Alloy Threadless, 31.8mm Bar Clamp | Forged Alloy Threadless, 31.8mm Bar Clamp | Forged Alloy Threadless, 31.8mm Bar Clamp | Forged Alloy Threadless, 31.8mm Bar Clamp | Forged Alloy Threadless, 31.8mm Bar Clamp | Forged Alloy Threadless, 31.8mm Bar Clamp | Forged Alloy Threadless, 31.8mm Bar Clamp | Marin Alloy, Threadless |
| Handlebar | Double Butted 6061 Alloy, OS-31.8mm, 25.4mm Rise | Double Butted 6061 Alloy, OS-31.8mm, 30mm Rise | Double Butted 6061 Alloy, OS-31.8mm, 30mm Rise | Double Butted 6061 Alloy, OS-31.8mm, 25.4mm Rise | Double Butted 6061 Alloy, OS-31.8mm, 30mm Rise | Double Butted 6061 Alloy, OS-31.8mm, 30mm Rise | Double Butted 6061 Alloy, OS-31.8mm, 30mm Rise | Women's Custom Taper Double Butted Alloy, 31.8mm Center Tapering to 19.1mm Control Section, Shift and Brake Lever Adjustment Shims with +/-3mm of Adjustment, 25.4mm Rise |
| Grips | Marin Extra Dual Density | Marin Extra Dual Density | Marin Extra Dual Density | Marin Extra Dual Density | Marin Extra Dual Density | Marin Extra Dual Density | Marin Extra Dual Density | Marin Custom Dual Density Women's Grips for 19.1mm Bars |
| Headset | FSA, 1 1/8", Threadless | FSA, 1 1/8", Threadless | FSA, 1 1/8", Threadless | FSA, 1 1/8", Threadless | FSA, 1 1/8", Threadless | FSA, 1 1/8", Threadless | FSA, 1 1/8", Threadless | FSA No.10, 1 1/8", Threadless Internal |

| | Stelvio T3 RED | Stelvio T3 Force | Stelvio T3 Apex | San Marino A6 Apex | Verona T3 Ultegra | Verona T3 105 | Ravenna 105 T3 WFG | Ravenna 2300 WFG |
|-------------------------|---|--|--|--|--|---|---|---|
| Frame Finish | Black Carbon Gloss | Black Carbon Gloss | Black Carbon Gloss | Silver Mercury Gloss | Black Carbon Fiber Matte | Black Carbon Fiber Matte | Metallic Silver Satin | Pearl White Gloss |
| Decal Color | Red & White | Cyan Blue and White | White, Silver and Dark Silver | Red and White | Black, Red and White | Dark Silver and White | Metallic Blue and White | Metallic Teal and Silver |
| Frame | CXR T3 Unidirectional Carbon, 1 1/8" to 1.5" Tapered Headtube, BB30 Bottom Bracket | CXR T3 Unidirectional Carbon, 1 1/8" to 1.5" Tapered Headtube, BB30 Bottom Bracket | CXR T3 Unidirectional Carbon, 1 1/8" to 1.5" Tapered Headtube, BB30 Bottom Bracket | 6069 AN6 Aluminum, Triple Butted Top and Down Tubes and Double Butted Seat and Chain Stays | CXR T3 Unidirectional Carbon, Endurance Fit Geometry | CXR T3 Unidirectional Carbon, Endurance Fit Geometry | CXR T3 Unidirectional Carbon, Endurance Fit Geometry | 6061 Aluminum, Double Butted with Natural Fit Geometry |
| Front Suspension | CXR Carbon Monocoque with Tapered 1 1/8"-1.5" Carbon Steerer Tube | CXR Carbon Monocoque with Tapered 1 1/8"-1.5" Carbon Steerer Tube | CXR Carbon Monocoque with Tapered 1 1/8"-1.5" Carbon Steerer Tube | CXR Carbon Monocoque | RFE Carbon Road 1 1/8" | RFE Carbon Road 1 1/8" | RFE Carbon Road 1 1/8" | RFE Carbon Road 1 1/8" |
| Rear Suspension | | | | | | | | |
| Shift Lever | SRAM Red, Black Edition, 10-Speed | SRAM Force, 10-Speed | SRAM Apex, White Edition, 10-Speed | SRAM Apex, White Edition, 10-Speed | Shimano Ultegra, 10 Speed | Shimano Tiagra STI, 2x10 Speed | Shimano Tiagra STI, 3x10 Speed | Shimano 2300 STI, 8 Speed |
| Derailleur Front | SRAM Red, Black Edition | SRAM Force | SRAM Apex | SRAM Apex | Shimano Ultegra | Shimano Tiagra | Shimano Tiagra | Shimano 2300 |
| Derailleur Rear | SRAM Red, Black Edition | SRAM Force | SRAM Apex | SRAM Apex | Shimano Ultegra | Shimano 105 | Shimano 105 | Shimano Sora |
| Brakes Front | SRAM Red, Black Edition | SRAM Apex | SRAM Apex | Tektro R312 Dual Pivot | Shimano Ultegra | Tektro R312 Dual Pivot | Tektro R312 Dual Pivot | Tektro R312 Dual Pivot |
| Brakes Rear | SRAM Red, Black Edition | SRAM Apex | SRAM Apex | Tektro R312 Dual Pivot | Shimano Ultegra | Tektro R312 Dual Pivot | Tektro R312 Dual Pivot | Tektro R312 Dual Pivot |
| Brake Levers | SRAM with Integrated Shifters | SRAM with Integrated Shifters | SRAM with Integrated Shifters | SRAM with Integrated Shifters | Shimano with Integrated Shifters | Shimano with Integrated Shifters | Shimano with Integrated Shifters | Shimano with Integrated Shifters |
| Pedals | None | None | None | Composite with Alloy Cage | None | None | None | Composite with Alloy Cage |
| Crankset | SRAM Red, Black Edition, BB30 52/36T w/ Bottom Bracket | SRAM S950 BB30 Carbon Compact 52/36T | SRAM Apex BB30, White Edition | SRAM Apex White Edition | Shimano Ultegra Compact, 50/34 with HollowTech II | FSA Gossamer Compact, 50/34T | FSA Gossamer Compact, 50/34T | FSA Vero Triple, 50/39/30T |
| Bottom Bracket | SRAM BB30 Ceramic | SRAM BB30 | SRAM BB30 | SRAM Giga X Pipe | Shimano with HollowTech II Arms, Big Pipe Billet Integrated with Crankset | FSA MegaExo System Integrated with Crankset | FSA MegaExo System Integrated with Crankset | Sealed Cartridge |
| Chain | KMC X10L Hollow Plate, 10-Speed | KMC X10L Hollow Plate, 10-Speed | KMC X10, 10-Speed | KMC X10, 10-Speed | Shimano Ultegra | KMC X10, 10-Speed | KMC X10, 10-Speed | HG50 |
| Cassette | SRAM Red OG-1090, Open Glide II, 11-25, 10 Speed | SRAM, Open Glide 1050, 12-27, 10 Speed | SRAM PG-1050, Power Glide II, 11-28, 10 Speed | Shimano, 12-28, 10 Speed | Shimano 105, 11-28, 10 Speed | Shimano, 12-28, 10 Speed | Shimano, 12-28, 10 Speed | 12-25, 8 Speed |
| Hub Rear | Reynolds, 24 Hole | Mavic Ksyrium Elite, 24 Hole | Reynolds, 24 Hole | Formula, 32 Hole | Ritchey, 24 Hole | Shimano WH-R501, 24 Hole | Shimano WH-R501, 24 Hole | Formula, 32 Hole |
| Hub Front | Reynolds, 20 Hole | Mavic Ksyrium Elite, 18 Hole | Reynolds, 20 Hole | Formula, 28 Hole | Ritchey, 20 Hole | Shimano WH-R501, 20 Hole | Shimano WH-R501, 20 Hole | Formula, 28 Hole |
| Tires | Vittoria Diamante Pro with Radial Casing and Kevlar Bead. 700 x 22c Front, 700 x 24c Rear | Vittoria Rubino Pro, 700 x 23c 150TPI with Kevlar Bead | Vittoria Rubino Pro, 700 x 23c 150TPI with Kevlar Bead | Kenda Kadence, 700 x 23c Folding Bead | Continental Grand Prix, 700 x 24c 180TPI with Kevlar Bead | Continental Ultra Sport, 700 x 25c 84TPI with Wire Bead | Continental Ultra Sport, 700 x 25c 84TPI with Wire Bead | Kenda Konzept, 700 x 23c |
| Rim | Reynolds Assault Carbon Clincher, 20 Hole Front, 24 Hole Rear | Mavic Ksyrium Elite, 18 Hole Front, 20 Hole Rear | Reynolds Shadow, 20 Hole Front, 24 Hole Rear, Wheelset | Mavic CXP-22, 28 Hole Front, 32 Hole Rear | Ritchey WCS Zeta, 20H/Front, 24H/Rear with Vanadium rim, Sapim CX/CX-Ray spokes and titanium skewers | Shimano WH-R501, 20 Hole Front, 24 Hole Rear | Shimano WH-R501, 20 Hole Front, 24 Hole Rear | Alex AT480, Double Wall w/Eyelet, 28 Hole Front, 32 Hole Rear with CNC Side Walls |
| Spokes Nipples | DT Swiss for Reynolds | Mavic Ksyrium | DT Swiss for Reynolds | 14 Gauge Black Stainless | Sapim for Ritchey, Triple Butted Stainless | Shimano Stainless | Shimano Stainless | 14 Gauge Black Stainless |
| Saddle | Prologo Nago Evo with Ti 1.4 Rails | Prologo Kappa w/ Hollow Cromo Rails | Prologo Kappa | Prologo Kappa w/ Steel Rail | Selle Italia Q-BIK Light with Manganese Rail | Selle Italia Q-BIK | Selle Italia Q-BIK | Marin Women's Plush Road |
| Seatpost | FSA SL-K, Carbon, 31.6mm | FSA Team Issue SB20, Carbon, 31.6mm | Comp Alloy Micro Adjust, 2014 Alloy, 15mm Offset 31.6mm | FSA SL-K, Carbon, 27.2mm | Ritchey WCS OS 1 Bolt with 25mm offset | Ritchey Logic Road OS 2 Bolt with 25mm offset | Ritchey Logic Road 2 Bolt with 25mm offset | Alloy Micro Adjust, 27.2mm |
| Stem | FSA OS99 Threadless, 31.8mm Bar Clamp | FSA OS150 Threadless, 31.8mm Bar Clamp | Marin Alloy, Threadless | FSA OS150 Threadless with Carbon Face Plate and 31.8mm Bar Clamp | Ritchey WCS 4-Axis 44 Threadless, 84 +/-6 Deg Rise | Ritchey Logic Threadless. 84/-6 Deg Rise | Ritchey Logic Threadless. 84/-6 Deg Rise | Marin Alloy, Threadless |
| Handlebar | Double Butted 6061 Alloy, OS-31.8mm, 30mm Rise | FSA Wing Pro Compact, OS-31.8mm, Aero | FSA Vero Compact, OS-31.8mm, | FSA Wing Pro Compact, OS-31.8mm, Aero | Ritchey WCS Evo-Curve Compact | Ritchey Comp Logic II Compact Alloy | Ritchey Comp Logic II Compact Alloy | Alloy OS 31.8mm Compact |
| Grips | Marin Extra Dual Density | Dual Density PU Micro Tape | Dual Density PU Micro Tape | Road Plush Bar Tape with Gel | Dual Density PU Micro Tape | Dual Density PU Micro Tape | Cork with Plush Gel | Road Plush Bar Tape with Gel |
| Headset | FSA, 1 1/8", Threadless | Orbit C-40 Carbon Integrated with Cartridge Bearings | Orbit C-40 Carbon Integrated with Cartridge Bearings | FSA Orbit C, 1 1/8", Threadless for Campagnolo Hiddenset System | FSA Orbit C, 1 1/8", Threadless for Campagnolo Hiddenset System | FSA Orbit C, 1 1/8", Threadless for Campagnolo Hiddenset System | FSA Orbit C, 1 1/8", Threadless for Campagnolo Hiddenset System | FSA Orbit C, 1 1/8", Threadless for Campagnolo Hiddenset System |

SPECIFICATIONS

SPECIFICATIONS

| | Argenta A6 105 | Argenta A6 Sora | Argenta A6 2300 | Highway One | Lucas Valley | Fairfax | Terra Linda | Four Corners |
|-------------------------|---|---|---|--|--|--|--|---|
| Frame Finish | Super White Gloss | Metallic Blue Gloss | Super White Gloss | Black Carbon Gloss | Mica Silver Gloss | Super White Gloss | Super White Satin | Forest Green |
| Decal Color | Black, Blue and Silver | White and Metallic Silver | Burnt orange and Cool Gray 11 | White and Red | Burnt Orange and White | Cyan Blue and Black | Metallic Silver and Teal Green | Metallic Gold and Silver |
| Frame | 6061 Aluminum, Double Butted Mainframe, Carbon Seat Stay, with Natural Fit Geometry | 6061 Aluminum, Double Butted Mainframe, Carbon Seat Stay, with Natural Fit Geometry | 6061 Aluminum, Double Butted with Natural Fit Geometry | T3 Carbon with Oversized Downtube | 6061 Aluminum, Full Triple Butted Hydro Edge Road Tubes with E4 Anti-Flex Seat and Chain Stays | 6061 Aluminum, Full Triple Butted Hydro Edge Road Tubes with E4 Anti-Flex Seat and Chain Stays | 6061 Aluminum, Full Triple Butted Hydro Edge Road Tubes with E4 Anti-Flex Seat and Chain Stays | 4130 Cromoly, Triple Butted Edge Shaped Top and Down Tubes, Disc and Cantilever Brake Compatible, Full Rack and Fender Bosses and Three Water Bottle Mounts |
| Front Suspension | RFE Carbon Road 1 1/8" | RFE Carbon Road 1 1/8" | RFE Carbon Road 1 1/8" | CXR Carbon Monocoque with Carbon Steerer Tube | RFE Carbon with Alloy Steerer Tube | RFE Carbon with Cromo Steerer tube | RFE Carbon with Cromo Steerer tube | Cromoly Rigid Touring, 1 1/8" |
| Rear Suspension | | | | | | | | |
| Shift Lever | Shimano Tiagra STI, 3x10 Speed | Shimano Sora STI, 9 Speed | Shimano 2300 STI, 8 Speed | Shimano SL-4600, 10 Speed | Shimano SL-R440, 9 Speed | Shimano Acera Rapid Fire Plus, 9 Speed | Shimano Acera Rapid Fire Plus, 9 Speed | Shimano Bar End, 9 Speed |
| Derailleur Front | Shimano Tiagra | Shimano Sora | Shimano 2300 | Shimano FD-R770 | Shimano R443 | Shimano Acera 9-Speed | Shimano Acera 9-Speed | Shimano Alivio, 9 Speed |
| Derailleur Rear | Shimano 105 | Shimano Tiagra | Shimano Sora | Shimano 105 | Shimano Tiagra | Shimano Alivio, 9 Speed | Shimano Alivio, 9 Speed | Shimano XT |
| Brakes Front | Tektro R312 Dual Pivot | Tektro R312 Dual Pivot | Tektro R312 Dual Pivot | Avid Single Digit 5 with Shimano Front Power Modulator | Forged Alloy Linear Pull with Front Power Modulator | Forged Alloy Linear Pull with Power Modulator | Forged Alloy Linear Pull with Power Modulator | Tektro Forged Cantilever |
| Brakes Rear | Tektro R312 Dual Pivot | Tektro R312 Dual Pivot | Tektro R312 Dual Pivot | Avid Single Digit 5 | Forged Alloy Linear Pull | Forged Alloy Linear Pull | Forged Alloy Linear Pull | Tektro Forged Cantilever |
| Brake Levers | Shimano with Integrated Shifters | Shimano with Integrated Shifters | Shimano with Integrated Shifters | Pro 2 Finger with Hidden Clamp | Forged Alloy 3 Finger | Forged Alloy 3 Finger | Forged Alloy 3 Finger | Tektro Road R200A |
| Pedals | Composite with Alloy Cage | Composite with Alloy Cage | Composite with Alloy Cage | None | Composite with Alloy Cage | Composite Body with Alloy Cage | Composite Body with Alloy Cage | Composite with Alloy Cage |
| Crankset | FSA Omega Compact 50/39/30T | FSA Vero Triple, 50/39/30 | FSA Vero Triple, 50/39/30T | FSA Omega Compact Double 50/34 with Exo BB system | FSA Vero Triple, 50/39/30 | Shimano Alivio, 48/36/26 | Shimano Alivio, 48/36/26 | Shimano, 48/36/26 |
| Bottom Bracket | FSA MegaExo System Integrated with Crankset | Sealed Cartridge | Sealed Cartridge | FSA MegaExo System Integrated with Crankset | Sealed Cartridge | Sealed Cartridge | Sealed Cartridge | Shimano Cartridge |
| Chain | KMC X10, 10-Speed | KMC Z99, 9-Speed | HG50 | Shimano CN-5701 10 Speed | Shimano HG53 | KMC Z99, 9-Speed | KMC Z99, 9-Speed | Shimano HG53 |
| Cassette | Shimano, 12-28, 10 Speed | SRAM PG-950, Power Glide II, 11-26, 9 Speed | 12-25, 8 Speed | Shimano, 12-30, 10 Speed | SRAM PG-950, Power Glide II, 11-26, 9 Speed | Shimano HG 50, 11-32, 9 Speed | Shimano HG 50, 11-32, 9 Speed | Shimano HG30, 11-32, 9 Speed |
| Hub Rear | Shimano WH-R501, 24 Hole | Formula, 32 Hole | Formula, 32 Hole | Shimano WH-R501, 24 Hole | Formula, 32 Hole | Formula, 32 Hole | Formula, 32 Hole | Shimano Deore, 36 Hole Disc |
| Hub Front | Shimano WH-R501, 20 Hole | Formula, 28 Hole | Formula, 28 Hole | Shimano WH-R501, 20 Hole | Formula, 28 Hole | Formula, 28 Hole | Formula, 28 Hole | Shimano Deore, 36 Hole Disc |
| Tires | Continental Ultra Sport, 700 x 25c 84TPI with Wire Bead | Kenda Konzept, 700 x 23c | Kenda Konzept, 700 x 23c | Vittoria Zaffiro, 700 x 28c with Folding Kevlar Bead and Puncture Resistant Belt | Kenda Road, 700 x 28c | Vittoria Zaffiro, 700 x 28c with Folding Kevlar Bead and Puncture Resistant Belt | Vittoria Zaffiro, 700 x 28c with Folding Kevlar Bead and Puncture Resistant Belt | 700 x 35c with Puncture Protection |
| Rim | Shimano WH-R501, 20 Hole Front, 24 Hole Rear | Mavic CXP-22, 28 Hole Front, 32 Hole Rear | Alex AT480, Double Wall w/Eyelet, 28 Hole Front, 32 Hole Rear with CNC Side Walls | Shimano WH-R501, 20 Hole Front, 24 Hole Rear | Alex DC-19, Double Wall, 28 Hole Front, 32 Hole Rear with CNC Side Walls | Alex DC-19, Double Wall, 28 Hole Front, 32 Hole Rear with CNC Side Walls | Alex DC-19, Double Wall, 28 Hole Front, 32 Hole Rear with CNC Side Walls | Alex TD-20, Double Wall With Eyelet, 36 Hole Disc |
| Spokes Nipples | Shimano Stainless | 14 Gauge Black Stainless | 14 Gauge Black Stainless | Shimano WH-R501 | 14 Gauge Stainless | 14 Gauge Stainless | 14 Gauge Stainless | WTB 14 Gauge Stainless |
| Saddle | Selle Italia Q-BIK | Marin Plush Road | Marin Plush Road | WTB Devo Race | WTB Silverado Sport with Comfort Zone | Marin ALP with Gel | Marin Women's Plush Dual Density | WTB Laser V Comp with Love Channel, Comfort Zone and Cromoly Rails |
| Seatpost | Ritchey Logic Road 2 Bolt with 25mm offset | Comp Alloy Micro Adjust, 15mm Offset 27.2mm | Alloy Micro Adjust, 27.2mm | Pro Carbon Fiber Micro Adjust, 31.6mm | Comp Alloy Micro Adjust, 27.2mm | Comp Alloy Micro Adjust, 27.2mm | Comp Alloy Micro Adjust, 27.2mm | Comp Alloy Micro Adjust, 27.2mm |
| Stem | Ritchey Logic Threadless, 84/-6 Deg Rise | Marin Alloy, Threadless | Marin Alloy, Threadless | Marin Alloy, Threadless | FSA OS190 Threadless with Alloy Face Plate and 31.8mm Bar Clamp | Marin Alloy, Threadless | Forged Alloy Threadless | Marin Alloy, Threadless |
| Handlebar | Ritchey Comp Logic II Compact Alloy | Alloy OS 31.8mm Compact | Alloy OS 31.8mm Compact | Double Butted 6061 Alloy, OS-31.8mm, Flat | Double Butted 6061 Alloy, OS-31.8mm, Flat | Double Butted 6061 Alloy, OS-31.8mm, Flat | Women's Custom Taper Double Butted Alloy Flat Bar, 25.4mm Center Tapering to 19.1mm Control Section, Shift and Brake Lever Adjustment Shims with +/-3mm of Adjustment, | FSA Vero Compact, OS-31.8mm, |
| Grips | Road Plush Bar Tape with Gel | Road Plush Bar Tape with Gel | Road Plush Bar Tape with Gel | Marin Dual Density | Dual Density | Dual Density | Marin Custom Dual Density Women's Grips for 19.1mm Bars | Road Plush Bar Tape with Gel |
| Headset | FSA Orbit C, 1 1/8", Threadless for Campagnolo Hiddenset System | FSA Orbit C, 1 1/8", Threadless for Campagnolo Hiddenset System | FSA Orbit C, 1 1/8", Threadless for Campagnolo Hiddenset System | FSA Orbit C, 1 1/8", Threadless for Campagnolo Hiddenset System | FSA Orbit C, 1 1/8", Threadless for Campagnolo Hiddenset System | FSA Orbit C, 1 1/8", Threadless for Campagnolo Hiddenset System | FSA Orbit C, 1 1/8", Threadless for Campagnolo Hiddenset System | Orbit MX, 1 1/8" Threadless, Alloy |

| | Cortina | Lombard | Ignacio 2SPD | Dominican | Inverness | Muirwoods 29er | Muirwoods | Hamilton 29er 2SPD |
|-------------------------|--|--|--|--|--|---|---|---|
| Frame Finish | Midnight Black Gloss | Midnight Black Gloss | Gray Gloss | Midnight Black Gloss | Super White Gloss | Graphite Gray Satin | Midnight Black Gloss | Graphite Gray Satin |
| Decal Color | Cyan Blue and White | Red and 3M reflective | White | White | Black | 3M Reflective | 3M Reflective | 3M Reflective |
| Frame | 6061 Aluminum, Triple Butted | 6061 Aluminum, Triple Butted Hydro-Road Tubeset E4 Anti-Flex Seat and Chain Stays, Disc Compatible | 4130 Cromoly with Rear Facing Dropouts | 4130 Cromoly with Rear Facing Dropouts | 6061 Double Butted Track Frame | Double Butted Cromoly 29er with Edge II Tubing with Double Butted E4 Anti-Flex Seat and Chain Stays | 4130 Cromoly, Double Butted Edge Steel Tubest with Butted E4 Anti-Flex Seat and Chain Stays | 4130 Cromoly Single Speed 29er, Double Butted Edge Steel Tubest with Butted E4 Anti-Flex Seat and Chain Stays |
| Front Suspension | CXR Carbon with Carbon Steerer Tube | CXR Carbon CX | Cromoly Road | Cromoly Road | Cromoly Road | Cromoly Rigid 29er Disc, 1 1/8" | Cromoly Rigid 1 1/8" | Cromoly Rigid 29er, 1 1/8" |
| Rear Suspension | | | | | | | | |
| Shift Lever | SRAM Rival, 10-Speed | Shimano Sora STI, 9 Speed | None | None | None | Shimano Acera Rapid Fire Plus, 8 Speed | Shimano Acera Rapid Fire Plus, 8 Speed | |
| Derailleur Front | SRAM Rival | Shimano Sora | | | | Shimano Acera | Shimano Acera | |
| Derailleur Rear | SRAM Force | Shimano Sora | | | | Shimano Deore | Shimano Deore | |
| Brakes Front | AVID Shorty 6 with Cartridge Brake Pads | Tektro Lyra Disc Brakes, 6" Rotor | Dual Pivot with Cartridge Pads | Dual Pivot with Cartridge Pads | Dual Pivot with Cartridge Pads | Tektro Novela Mechanical Disc, 7" Rotor | Forged Alloy Linear Pull | Forged Alloy Linear Pull |
| Brakes Rear | AVID Shorty 6 with Cartridge Brake Pads | Tektro Lyra Disc Brakes, 6" Rotor | Dual Pivot with Cartridge Pads | Dual Pivot with Cartridge Pads | Dual Pivot with Cartridge Pads | Tektro Novela Mechanical Disc, 6" Rotor | Forged Alloy Linear Pull | Forged Alloy Linear Pull |
| Brake Levers | Shimano with Integrated Shifters | Shimano with Integrated Shifters | Flatbar Road | Flatbar Road | Flatbar Road | Pro 2 Finger with Hidden Clamp | Forged Alloy 3 Finger | Forged Alloy 3 Finger |
| Pedals | None | Alloy Platform | Traditional Road with Alloy Cage, Double Strap Steel Toe Clip and Leather Strap | VP BMX Polycarbonate with Boron Axle and Phat Strap | VP BMX Polycarbonate with Boron Axle and Phat Strap | Alloy Platform | Alloy Platform | Alloy Platform |
| Crankset | FSA Gossamer Pro Cross, 46/36 with MegaExo BB System | FSA Vero Triple, 50/39/30 | Sturmey Archer 5-Arm Track, 44T Chainring | Sturmey Archer 5-Arm Track, 44T Chainring | Sturmey Archer 5-Arm Track, 44T Chainring | TruVativ E300 C 3.0, 48/38/28 | Suntour XCT, 48/38/28 with Chain Guard | TruVativ IsoFlow 1.0 G, 42T with Alloy CG |
| Bottom Bracket | SRAM Giga X Pipe | Sealed Cartridge | Sealed Cartridge | Sealed Cartridge | Sealed Cartridge | TruVativ with Sealed Cartridge | Sealed Cartridge | TruVativ with Sealed Cartridge |
| Chain | KMC X10, 10-Speed | KMC Z99, 9-Speed | KMC 1/2" x 1/8" | KMC 1/2" x 1/8" | KMC 1/2" x 1/8" | HG40 | HG40 | UG51 |
| Cassette | SRAM, Open Glide 1050, 12-27, 10 Speed | SRAM PG-950, Power Glide II, 11-26, 9 Speed | 17T Cog | 17T Cog Freewheel / 17T Fixed gear | 17T Cog Freewheel / 17T Fixed gear | Shimano HG31, 11-32, 8 Speed | Shimano HG31, 11-32, 8 Speed | 17T Cog |
| Hub Rear | Ritchey, 24 Hole | Alloy Double Sealed, 32 Hole Disc | Sturmey-Archer Two Speed Kick Back, Alloy, 32 Hole | High Flange Track, 32 Hole, Flip Flop, Freewheel and Fixed Gear | High Flange Track, 32 Hole, Flip Flop, Freewheel and Fixed Gear | Alloy Double Sealed, 32 Hole Disc | Alloy Double Sealed, 32 Hole | Sturmey-Archer Two Speed Kick Back, Alloy, 32 Hole |
| Hub Front | Ritchey, 20 Hole | Alloy Double Sealed, 32 Hole Disc | High Flange Track, 32 Hole with Sealed Bearings | High Flange Track, 32 Hole with Sealed Bearings | High Flange Track, 32 Hole with Sealed Bearings | Alloy Double Sealed, 32 Hole Disc with Locking QR | Alloy Double Sealed, 32 Hole with QR | Alloy Double Sealed, 32 Hole with QR |
| Tires | Vittoria Cross XG, 700 x 34c with Kevlar Bead | Continental Contact, 700 x 32c with Safety System | Vittoria Zaffiro, 700 x 28c with Folding Kevlar Bead and Puncture Resistant Belt | Vittoria Zaffiro, 700 x 28c with Folding Kevlar Bead and Puncture Resistant Belt | Vittoria Zaffiro, 700 x 28c with Folding Kevlar Bead and Puncture Resistant Belt | Continental Urban Ride, 29" x 1.6" Urban | CST Urban, 26" x 1.4" | Continental Town Ride, 29" x 1.6" Urban |
| Rim | Ritchey Pro Zeta. 20H/ Front, 24H/Rear with Vanadium rim, Sapim CX/CX-Ray spokes | Alex TA-20, Double Wall, 32 Hole with CNC Side Walls | Alex Race28, Deep Section Aero Profile Double Wall, 32 Hole with CNC Side Walls | Alex Race28, Deep Section Aero Profile Double Wall, 32 Hole with CNC Side Walls | Alex Race28, Deep Section Aero Profile Double Wall, 32 Hole with CNC Side Walls | Alex TD-20, Double Wall, 32 Hole Disc | Alex CA-20, Double Wall, 32 Hole with CNC Side Walls | Alex CA-20, Double Wall, 32 Hole with CNC Side Walls |
| Spokes Nipples | Sapim for Ritchey, Triple Butted Stainless | WTB 15 Gauge Black Stainless | WTB 14 Gauge Stainless | 14 Gauge Stainless | 14 Gauge Black Stainless | WTB 14 Gauge Stainless | WTB 14 Gauge Black Stainless | WTB 14 Gauge Black Stainless |
| Saddle | Prologo Kappa w/ Hollow Cromo Rails | Marin Plush Road | Classic Road | Classic Road | Classic Road | WTB Vigo Comp | WTB Vigo Comp | WTB Vigo Comp |
| Seatpost | Ritchey Logic Comp OS 2 Bolt with 25mm offset | Comp Alloy Micro Adjust, 27.2mm | Comp Alloy Micro Adjust, 27.2mm | Comp Alloy Micro Adjust, 27.2mm | Comp Alloy Micro Adjust, 27.2mm | Alloy Micro Adjust, 27.2mm | Alloy Micro Adjust, 27.2mm | Alloy Micro Adjust, 27.2mm |
| Stem | Ritchey Comp 4-Axis Threadless 84/-6 Deg Rise | Marin Alloy, Threadless | Marin Alloy, Threadless | Marin Alloy, Threadless | Marin Alloy, Threadless | Marin OS Alloy Threadless with 31.8mm Bar Clamp | Marin OS Alloy Threadless with 31.8mm Bar Clamp | Marin OS Alloy Threadless with 31.8mm Bar Clamp |
| Handlebar | Ritchey Comp Logic II Compact Alloy | Alloy OS 31.8mm Compact | Singles Bar, 6061 Mini Riser, 25.4mm Bar Clamp Area | Singles, 6061 Mini Riser, 25.4mm Bar Clamp Area | Singles, 6061 Mini Riser, 25.4mm Bar Clamp Area | Double Butted 6061 Alloy, OS-31.8mm, 25.4mm Rise | Double Butted 6061 Alloy, OS-31.8mm, 25.4mm Rise | Double Butted 6061 Alloy, OS-31.8mm, 25.4mm Rise |
| Grips | Road Plush Bar Tape with Gel | Road Plush Bar Tape with Gel | Micro Knurl, 110mm Wide | Micro Knurl, 110mm Wide | Micro Knurl, 110mm Wide | WTB Street Smart with Drop Guard End Plugs | WTB Street Smart with Drop Guard End Plugs | WTB Street Smart with Drop Guard End Plugs |
| Headset | FSA Orbit C, 1 1/8", Threadless for Campagnolo Hiddenset System | FSA Orbit C, 1 1/8", Threadless for Campagnolo Hiddenset System | FSA, 1 1/8", Threadless | TH-857, 1 1/8", Threadless, Alloy | TH-857, 1 1/8", Threadless, Alloy | FSA, 1 1/8", Threadless | FSA, 1 1/8", Threadless | FSA, 1 1/8", Threadless |

SPECIFICATIONS

SPECIFICATIONS

| | Larkspur CS4 | Larkspur CS3 | Larkspur CS2 | Larkspur CS1 | Kentfield CS4 | Kentfield CS3 | Kentfield CS2 | Kentfield CS1 |
|-------------------------|--|---|---|---|--|---|---|---|
| Frame Finish | Super White Gloss | Metallic Silver Gloss | Talus Green Gloss | Midnight Black Gloss | Desert Brown Gloss | Metallic Silver Gloss | Slate Blue Gloss | Super White Gloss |
| Decal Color | Metallic Silver and Blue | Dark Metallic Silver and Black | Burnt Orange and White | White and Metallic Silver | Metallic Silver and Slate Blue | Dark Metallic Silver and Black | Metallic Silver and Sage Green | Metallic Silver and Light Blue |
| Frame | 6061 Aluminum with Edge 3 Top and Down Tubes, Internal Bearing Headtube, E4 Anti-Flex Seat and Chain Stays | 6061 Aluminum with New Edge 3 Top and Down Tubes, E4 Anti-Flex Seat and Chain Stays | 6061 Aluminum with New Edge 3 Top and Down Tubes, E4 Anti-Flex Seat and Chain Stays | 6061 Aluminum with New Edge 3 Top and Down Tubes, E4 Anti-Flex Seat and Chain Stays | 6061 Aluminum with Edge 3 Top and Down Tubes, Internal Bearing Headtube, E4 Anti-Flex Seat and Chain Stays | 6061 Aluminum with Edge 3 Top and Down Tubes, E4 Anti-Flex Seat and Chain Stays | 6061 Aluminum with Edge 3 Top and Down Tubes, E4 Anti-Flex Seat and Chain Stays | 6061 Aluminum with Edge 3 Top and Down Tubes, E4 Anti-Flex Seat and Chain Stays |
| Front Suspension | Bladed Alloy, Integrated 1 1/8" | Bladed Alloy, Integrated 1 1/8" | Cromoly Rigid 1 1/8" | Cromoly Rigid 1 1/8" | Bladed Alloy, Integrated 1 1/8" | Bladed Alloy, Integrated 1 1/8" | Cromoly Rigid 1 1/8" | Cromoly Rigid 1 1/8" |
| Rear Suspension | | | | | | | | |
| Shift Lever | Shimano Alivio, 9 Speed | Shimano EF51 EZ-FIRE Plus, 8 Speed | Shimano EF51 EZ-FIRE Plus, 7 Speed | Shimano EF51 EZ-FIRE Plus, 7 Speed | Shimano Alivio, 9 Speed | Shimano EF51 EZ-FIRE Plus, 8 Speed | Shimano EF51 EZ-FIRE Plus, 7 Speed | Shimano EF51 EZ-FIRE Plus, 7 Speed |
| Derailleur Front | Shimano Alivio, 9 Speed | Shimano | Shimano | Shimano | Shimano Alivio, 9 Speed | Shimano | Shimano | Shimano |
| Derailleur Rear | Shimano Deore | Shimano Acera | Shimano Acera | Shimano | Shimano Deore | Shimano Acera | Shimano Acera | Shimano |
| Brakes Front | Tektro Novela Mechanical Disc, 6" Rotor | Forged Alloy Linear Pull with Front Power Modulator | Forged Alloy Linear Pull with Front Power Modulator | Forged Alloy Linear Pull with Front Power Modulator | Tektro Novela Mechanical Disc, 6" Rotor | Forged Alloy Linear Pull with Front Power Modulator | Forged Alloy Linear Pull with Front Power Modulator | Forged Alloy Linear Pull |
| Brakes Rear | Tektro Novela Mechanical Disc, 6" Rotor | Forged Alloy Linear Pull | Forged Alloy Linear Pull | Forged Alloy Linear Pull | Tektro Novela Mechanical Disc, 6" Rotor | Forged Alloy Linear Pull | Forged Alloy Linear Pull | Forged Alloy Linear Pull |
| Brake Levers | Shimano with Integrated Shifters | Shimano with Integrated Shifters | Shimano with Integrated Shifters | Shimano with Integrated Shifters | Shimano with Integrated Shifters | Shimano with Integrated Shifters | Shimano with Integrated Shifters | Shimano with Integrated Shifters |
| Pedals | Composite with Alloy Cage | Composite | Composite | Composite | Composite with Alloy Cage | Composite | Composite | Composite |
| Crankset | Shimano, 48/36/26, Octalink | Suntour NCX-420, 48/38/28 with Alloy Outer Chaining | Suntour XCT, 48/38/28 with Chain Guard | Suntour XCT V1 T208, 48/38/28 | Shimano, 48/36/26, Octalink | Suntour NCX-420, 48/38/28 with Alloy Outer Chaining | Suntour XCT, 48/38/28 with Chain Guard | Suntour XCT V1 T208, 48/38/28 |
| Bottom Bracket | Shimano with Splined Octalink | Sealed Cartridge | Sealed Cartridge | Sealed Cartridge | Shimano with Splined Octalink | Sealed Cartridge | Sealed Cartridge | Sealed Cartridge |
| Chain | KMC Z99, 9-Speed | HG40 | UG51 | UG51 | KMC Z99, 9-Speed | HG40 | UG51 | UG51 |
| Cassette | Shimano HG 50, 11-32, 9 Speed | Shimano HG31, 11-32, 8 Speed | Shimano, 14-28, 7 Speed | Shimano, 14-28, 7 Speed | Shimano HG 50, 11-32, 9 Speed | Shimano HG31, 11-32, 8 Speed | Shimano, 14-28, 7 Speed | Shimano, 14-28, 7 Speed |
| Hub Rear | Alloy Double Sealed, 36 Hole Disc with QR | Shimano RM-30, 36 Hole with QR | Alloy Double Sealed, 36 Hole with QR | Alloy Sealed, 36 Hole with QR | Alloy Double Sealed, 36 Hole Disc with QR | Shimano RM-30, 36 Hole with QR | Alloy Double Sealed, 36 Hole with QR | Alloy Sealed, 36 Hole with QR |
| Hub Front | Alloy Double Sealed, 36 Hole Disc with QR | Alloy Double Sealed, 36 Hole with QR | Alloy Double Sealed, 36 Hole with QR | Alloy Sealed, 36 Hole with QR | Alloy Double Sealed, 36 Hole Disc with QR | Alloy Double Sealed, 36 Hole with QR | Alloy Double Sealed, 36 Hole with QR | Alloy Sealed, 36 Hole with QR |
| Tires | Vittoria Adventure 700x35c, with Puncture Protection | Vittoria Adventure 700x35c, with Puncture Protection | Vittoria Adventure 700x35c, with Puncture Protection | Kenda 700 x 35c with Puncture Protection | Vittoria Adventure 700x35c, with Puncture Protection | Vittoria Adventure 700x35c, with Puncture Protection | Vittoria Adventure 700x35c, with Puncture Protection | Kenda 700 x 35c with Puncture Protection |
| Rim | WTB SX17, Double Wall, 36 Hole | Alex DC25 Disc, Double Wall, 36 Hole with CNC Side Walls | Alex DC25 Disc, Double Wall, 36 Hole with CNC Side Walls | Alex DC25 Disc, Double Wall, 36 Hole with CNC Side Walls | WTB SX17, Double Wall, 36 Hole | Alex DC25 Disc, Double Wall, 36 Hole with CNC Side Walls | Alex DC25 Disc, Double Wall, 36 Hole with CNC Side Walls | Alex DC25 Disc, Double Wall, 36 Hole with CNC Side Walls |
| Spokes Nipples | WTB 14 Gauge Stainless | 14 Gauge Stainless | 14 Gauge Stainless | 14 Gauge Stainless | WTB 14 Gauge Stainless | 14 Gauge Stainless | 14 Gauge Stainless | 14 Gauge Stainless |
| Saddle | WTB Comfort V | WTB Comfort V | WTB Comfort V | WTB Comfort V | WTB Leisure She | WTB Leisure She | WTB Leisure She | WTB Leisure She |
| Seatpost | Suspension Post, 27.2mm | Suspension Post, 27.2mm | Alloy Micro Adjust, 27.2mm | Alloy Micro Adjust, 27.2mm | Suspension Post, 27.2mm | Suspension Post, 27.2mm | Alloy Micro Adjust, 27.2mm | Alloy Micro Adjust, 27.2mm |
| Stem | Alloy Threadless, Adjustable with 0° to 60° Rise | Alloy Threadless, Adjustable with 0° to 60° Rise | Alloy Threadless, Adjustable with 0° to 60° Rise | Forged Alloy Threadless, with 40° Rise | Alloy Threadless, Adjustable with 0° to 60° Rise | Alloy Threadless, Adjustable with 0° to 60° Rise | Alloy Threadless, Adjustable with 0° to 60° Rise | Forged Alloy Threadless, with 40° Rise |
| Handlebar | Double Butted 6061 Alloy, 25.4mm Clamp Diameter, 30mm Rise | Double Butted 6061 Alloy, 25.4mm Clamp Diameter, 30mm Rise | Double Butted 6061 Alloy, 25.4mm Clamp Diameter, 30mm Rise | Double Butted 6061 Alloy, 25.4mm Clamp Diameter, 30mm Rise | Double Butted 6061 Alloy, 25.4mm Clamp Diameter, 30mm Rise | Double Butted 6061 Alloy, 25.4mm Clamp Diameter, 30mm Rise | Double Butted 6061 Alloy, 25.4mm Clamp Diameter, 30mm Rise | Double Butted 6061 Alloy, 25.4mm Clamp Diameter, 30mm Rise |
| Grips | Dual Density | Dual Density | Dual Density | Dual Density | Dual Density | Dual Density | Dual Density | Dual Density |
| Headset | FSA No.10, 1 1/8", Threadless Internal Bearing | FSA No.10, 1 1/8", Threadless Internal Bearing | FSA, 1 1/8", Threadless | FSA, 1 1/8", Threadless | FSA No.10, 1 1/8", Threadless Internal Bearing | FSA No.10, 1 1/8", Threadless Internal Bearing | FSA, 1 1/8", Threadless | FSA, 1 1/8", Threadless |

| | San Rafael DS3 | San Rafael DS2 | San Rafael DS1 | San Anselmo DS3 | San Anselmo DS2 | San Anselmo DS1 | Redwood | Redwood ST |
|-------------------------|---|---|---|---|---|---|---|---|
| Frame Finish | Ocean Green Gloss | Silver Gloss | Midnight Black Gloss | Light Metallic Blue | Silver Gloss | Super White Gloss | Silver Gloss | Silver Gloss |
| Decal Color | White and Metallic Silver | Dark Silver and White Gloss | Silver and Bright Orange | Metallic Silver and Blue | White and Sage | Metallic Silver and Blue | Dark Gray and Forest Green | Dark Gray and Forest Green |
| Frame | 6061 Aluminum with New Edge 3 Top and Down Tubes, E4 Anti-Flex Seat and Chain Stays | 6061 Aluminum with New Edge 3 Top and Down Tubes, E4 Anti-Flex Seat and Chain Stays | 6061 Aluminum with New Edge 3 Top and Down Tubes, E4 Anti-Flex Seat and Chain Stays | 6061 Aluminum with New Edge 3 Top and Down Tubes, E4 Anti-Flex Seat and Chain Stays | 6061 Aluminum with New Edge 3 Top and Down Tubes, E4 Anti-Flex Seat and Chain Stays | 6061 Aluminum with New Edge 3 Top and Down Tubes, E4 Anti-Flex Seat and Chain Stays | 6061 Aluminum with Edge 3 Top and Down Tubes, E4 Anti-Flex Seat and Chain Stays | 6061 Aluminum with Edge 3 Top and Down Tubes, E4 Anti-Flex Seat and Chain Stays |
| Front Suspension | Suntour NCXD LO Lite, 63mm with Preload Adjustment and Lockout | Suntour NVX HLO, 63mm with Preload Adjustment and Hydraulic Lockout | Suntour NVX, 63mm with Preload Adjustment | Suntour NCXD LO Lite, 63mm with Preload Adjustment and Lockout | Suntour NVX HLO, 63mm with Preload Adjustment and Hydraulic Lockout | Suntour NVX, 63mm with Preload Adjustment | Suntour NEX4600 MLO, 63mm with Preload Adjustment and Mechanical Lockout. | Suntour NEX4600 MLO, 63mm with Preload Adjustment and Mechanical Lockout. |
| Rear Suspension | | | | | | | | |
| Shift Lever | Shimano Acera Rapid Fire Plus, 9 Speed | Shimano EF51 EZ-FIRE Plus, 8 Speed | Shimano EF51 EZ-FIRE Plus, 7 Speed | Shimano Acera Rapid Fire Plus, 9 Speed | Shimano EF51 EZ-FIRE Plus, 8 Speed | Shimano EF51 EZ-FIRE Plus, 7 Speed | Shimano Alivio, 8 Speed | Shimano Alivio, 8 Speed |
| Derailleur Front | Shimano Acera 9-Speed | Shimano | Shimano | Shimano Acera 9-Speed | Shimano | Shimano | Shimano Altus | Shimano Altus |
| Derailleur Rear | Shimano Deore | Shimano Acera | Shimano Acera | Shimano Deore | Shimano Acera | Shimano Acera | Shimano Alivio | Shimano Alivio |
| Brakes Front | Tektro Novela Mechanical Disc, 6" Rotor | Forged Alloy Linear Pull with Front Power Modulator | Forged Alloy Linear Pull with Front Power Modulator | Tektro Novela Mechanical Disc, 6" Rotor | Forged Alloy Linear Pull with Power Modulator | Forged Alloy Linear Pull with Front Power Modulator | Forged Alloy Linear Pull and Front Power Modulator | Forged Alloy Linear Pull with Front Power Modulator |
| Brakes Rear | Tektro Novela Mechanical Disc, 6" Rotor | Forged Alloy Linear Pull | Forged Alloy Linear Pull | Tektro Novela Mechanical Disc, 6" Rotor | Forged Alloy Linear Pull | Forged Alloy Linear Pull | Forged Alloy Linear Pull | Forged Alloy Linear Pull |
| Brake Levers | Shimano with Integrated Shifters | Shimano with Integrated Shifters | Shimano with Integrated Shifters | Shimano with Integrated Shifters | Shimano with Integrated Shifters | Shimano with Integrated Shifters | Forged Alloy 3 Finger with Kraton Insert | Forged Alloy 3 Finger with Kraton Insert |
| Pedals | Composite | Composite | Composite | Composite | Composite | Composite | Composite with Alloy Cage | Composite with Alloy Cage |
| Crankset | Suntour XCR V3 T418, 48/36/26 with Chain Guard | Suntour NCX-420, 48/38/28 with Alloy Outer Chaining | Suntour XCT, 48/38/28 with Chain Guard | Suntour XCR V3 T418, 48/36/26 with Chain Guard | Suntour NCX-420, 48/38/28 with Alloy Outer Chaining | Suntour XCT, 48/38/28 with Chain Guard | Suntour NCX-420, 48/38/28 with Alloy Outer Chaining | Suntour NCX-420, 48/38/28 with Alloy Outer Chaining |
| Bottom Bracket | Sealed Cartridge | Sealed Cartridge | Sealed Cartridge | Sealed Cartridge | Sealed Cartridge | Sealed Cartridge | Sealed Cartridge | Sealed Cartridge |
| Chain | KMC Z99, 9-Speed | HG40 | UG51 | KMC Z99, 9-Speed | HG40 | UG51 | HG40 | HG40 |
| Cassette | Shimano HG20, 11-32, 9 Speed | Shimano HG31, 11-32, 8 Speed | Shimano, 14-28, 7 Speed | Shimano HG20, 11-32, 9 Speed | Shimano HG31, 11-32, 8 Speed | Shimano, 14-28, 7 Speed | Shimano HG31, 11-32, 8 Speed | Shimano HG31, 11-32, 8 Speed |
| Hub Rear | Alloy Double Sealed, 36 Hole Disc with QR | Shimano RM-30, 36 Hole with QR | Alloy Double Sealed, 36 Hole with QR | Alloy Double Sealed, 36 Hole Disc with QR | Shimano RM-30, 36 Hole with QR | Alloy Double Sealed, 36 Hole with QR | Alloy Double Sealed, 32 Hole | Alloy Double Sealed, 32 Hole |
| Hub Front | Alloy Double Sealed, 36 Hole Disc with QR | Alloy Double Sealed, 36 Hole with QR | Alloy Double Sealed, 36 Hole with QR | Alloy Double Sealed, 36 Hole Disc with QR | Alloy Double Sealed, 36 Hole with QR | Alloy Double Sealed, 36 Hole with QR | Alloy Double Sealed, 32 Hole with QR | Alloy Double Sealed, 32 Hole with QR |
| Tires | Duro Spitfire 700x40c with Duro-Shield Puncture Protection | Duro Spitfire 700x40c with Duro-Shield Puncture Protection | Duro Spitfire 700x40c with Duro-Shield Puncture Protection | Duro Spitfire 700x40c with Duro-Shield Puncture Protection | Duro Spitfire 700x40c with Duro-Shield Puncture Protection | Duro Spitfire 700x40c with Duro-Shield Puncture Protection | Duro Spitfire 26"x1.95" with Duro-Shield Puncture Protection | Duro Spitfire 26"x1.95" with Duro-Shield Puncture Protection |
| Rim | Alex TD25, Double Wall, 36 Hole with CNC Side Walls | Alex DC25 Disc, Double Wall, 36 Hole with CNC Side Walls | Alex DC25 Disc, Double Wall, 36 Hole with CNC Side Walls | Alex TD25, Double Wall, 36 Hole with CNC Side Walls | Alex DC25 Disc, Double Wall, 36 Hole with CNC Side Walls | Alex DC25 Disc, Double Wall, 36 Hole with CNC Side Walls | Alex CA-20, Double Wall, 32 Hole with CNC Side Walls | Alex CA-20, Double Wall, 32 Hole with CNC Side Walls |
| Spokes Nipples | 14 Gauge Black Stainless | 14 Gauge Stainless | 14 Gauge Stainless | 14 Gauge Black Stainless | 14 Gauge Stainless | 14 Gauge Stainless | 14 Gauge Stainless | 14 Gauge Stainless |
| Saddle | WTB Comfort V Comp | WTB Comfort V Sport | WTB Comfort V Comp | WTB Comfort V Comp | WTB Leisure She Comp | WTB Leisure She Sport | Marin Comfort | Marin Women's Comfort |
| Seatpost | Alloy Micro Adjust, 27.2mm | Alloy Micro Adjust, 27.2mm | Alloy Micro Adjust, 27.2mm | Alloy Micro Adjust, 27.2mm | Alloy Micro Adjust, 27.2mm | Alloy Micro Adjust, 27.2mm | Suspension Post, 27.2mm | Suspension Post, 27.2mm |
| Stem | Forged Alloy Threadless | Forged Alloy Threadless | Forged Alloy Threadless | Forged Alloy Threadless | Forged Alloy Threadless | Forged Alloy Threadless | Alloy Threadless, Adjustable with 0° to 60° Rise | Alloy Threadless, Adjustable with 0° to 60° Rise |
| Handlebar | Double Butted 6061 Alloy, 25.4mm Clamp Diameter, 30mm Rise | Double Butted 6061 Alloy, 25.4mm Clamp Diameter, 30mm Rise | Double Butted 6061 Alloy, 25.4mm Clamp Diameter, 30mm Rise | Double Butted 6061 Alloy, 25.4mm Clamp Diameter, 30mm Rise | Double Butted 6061 Alloy, 25.4mm Clamp Diameter, 30mm Rise | Double Butted 6061 Alloy, 25.4mm Clamp Diameter, 30mm Rise | Double Butted 6061 Alloy, 25.4, 50mm Rise, Comfort Bend | Double Butted 6061 Alloy, 25.4, 50mm Rise, Comfort Bend |
| Grips | Dual Density | Dual Density | Dual Density | Dual Density | Dual Density | Dual Density | Tri Density with Comfort Wing | Dual Density with Comfort Wing |
| Headset | FSA No.10, 1 1/8", Threadless Internal Bearing | FSA No.10, 1 1/8", Threadless Internal Bearing | FSA No.10, 1 1/8", Threadless Internal Bearing | FSA No.10, 1 1/8", Threadless Internal Bearing | FSA No.10, 1 1/8", Threadless Internal Bearing | FSA No.10, 1 1/8", Threadless Internal Bearing | FSA, 1 1/8", Threadless | FSA, 1 1/8", Threadless |

| | Stinson | Stinson ST | Bayview Trail 24" Girls | Bayview Trail 24" Boys | Hidden Canyon 20" Girls | Hidden Canyon 20" Boys | MBX 50 16" Boys | Tiny Trail 16" Girls |
|-------------------------|---|---|--|--|--|--|--|--|
| Frame Finish | Super White Gloss | Super White Gloss | Ice Blue | Midnight Black Gloss | Super White Gloss | Super White Gloss | Metal Flake Blue Gloss | Pink Panther Gloss |
| Decal Color | Light Blue and Dark Blue | Dark Brown and Light Blue | Metallic Blue and White | Lime Green and White | Lavender and Metallic Black | Cyan Blue and Black | White and Black | |
| Frame | 6061 Aluminum with Edge 3 Top and Down Tubes, E4 Anti-Flex Seat and Chain Stays | 6061 Aluminum with Edge 3 Top and Down Tubes, E4 Anti-Flex Seat and Chain Stays | 6061 Double Butted Aluminum with Edge 3 Top and Down Tubes | 6061 Double Butted Aluminum with Edge 3 Top and Down Tubes | 6061 Double Butted Aluminum with Edge 3 Top and Down Tubes | 6061 Double Butted Aluminum with Edge 3 Top and Down Tubes | 6061 Aluminum with Edge Top and Down Tubes | 6061 Aluminum with Edge Top and Down Tubes |
| Front Suspension | Suntour NEX4100, 63mm with Preload Adjustment | Suntour NEX4100, 63mm with Preload Adjustment | Suntour XCT-JR, 50mm, 24" | Suntour XCT-JR, 50mm, 24" | Suntour XCT-JR, 40mm, 20" | Suntour XCT-JR, 40mm, 20" | Suspension, 25mm | Suspension, 25mm |
| Rear Suspension | | | | | | | | |
| Shift Lever | Shimano EF51 EZ-FIRE Plus, 7 Speed | Shimano EF51 EZ-FIRE Plus, 7 Speed | Shimano EF51 EZ-FIRE Plus, 7 Speed | Shimano EF51 EZ-FIRE Plus, 7 Speed | SRAM MRX, 7 Speed | SRAM MRX, 7 Speed | | |
| Derailleur Front | Shimano | Shimano | Shimano TX50 | Shimano TX50 | Shimano | Shimano | | |
| Derailleur Rear | Shimano Altus | Shimano Altus | Shimano Altus | Shimano Altus | Shimano TY-22 | Shimano TY-22 | | |
| Brakes Front | Forged Alloy Linear Pull with Front Power Modulator | Forged Alloy Linear Pull with Front Power Modulator | Forged Alloy Linear Pull with Front Power Modulator | Forged Alloy Linear Pull with Front Power Modulator | Forged Alloy Linear Pull with Front Power Modulator | Forged Alloy Linear Pull with Front Power Modulator | | |
| Brakes Rear | Forged Alloy Linear Pull | Forged Alloy Linear Pull | Forged Alloy Linear Pull | Forged Alloy Linear Pull | Forged Alloy Linear Pull | Forged Alloy Linear Pull | Coaster Brake Rear and Hand Brake Rear | Coaster Brake Rear and Hand Brake Rear |
| Brake Levers | Shimano with Integrated Shifters | Shimano with Integrated Shifters | Shimano with Integrated Shifters | Shimano with Integrated Shifters | Composite Body with Alloy Levers | Composite Body with Alloy Levers | Composite Body and Lever | Composite Body and Lever |
| Pedals | Composite | Composite | Composite | Composite | Composite | Composite | Composite | Composite |
| Crankset | Suntour XCT V1 T208, 48/38/28 | Suntour XCT V1 T208, 48/38/28 | TruVativ E300 3.0, 42/32/22 | TruVativ E300 3.0, 42/32/22 | Alloy MTB, 42/34 with Chain Guard | Alloy MTB, 42/34 with Chain Guard | Steel BMX, 36T x 114mm | Steel BMX, 36T x 114mm |
| Bottom Bracket | Sealed Cartridge | Sealed Cartridge | Sealed Cartridge | Sealed Cartridge | Sealed | Sealed | BMX | BMX |
| Chain | UG51 | UG51 | HG50 | HG50 | UG51 | UG51 | KMC | KMC |
| Cassette | Shimano, 14-28, 7 Speed | Shimano, 14-28, 7 Speed | Shimano, 14-28, 7 Speed | Shimano, 14-28, 7 Speed | 13-28, 7 Speed | 13-28, 7 Speed | 16T Cog | 16T Cog |
| Hub Rear | Alloy Double Sealed, 36 Hole with QR | Alloy Double Sealed, 36 Hole with QR | Alloy Double Sealed, 32 Hole with QR | Alloy Double Sealed, 32 Hole with QR | Alloy Double Sealed, 32 Hole | Alloy Double Sealed, 32 Hole | Coaster Brake, 28 Hole | Coaster Brake, 28 Hole |
| Hub Front | Alloy Double Sealed, 36 Hole with QR | Alloy Double Sealed, 36 Hole with QR | Alloy Double Sealed, 32 Hole with QR | Alloy Double Sealed, 32 Hole with QR | Alloy Double Sealed, 32 Hole | Alloy Double Sealed, 32 Hole | BMX, 28 Hole | BMX, 28 Hole |
| Tires | 26" x 1.95", Dirt-Street Combo | 26" x 1.95", Dirt-Street Combo | Kenda, 24" x 1.95", All Condition | Kenda, 24" x 1.95", All Condition | Kenda, 20" x 2.1" | Kenda, 20" x 2.1" | Kenda BMX, 16" x 2.125" | Kenda BMX, 16" x 2.125" |
| Rim | Alex AP17, 36 Hole | Alex AP17, 36 Hole | Alloy, 32 Hole | Alloy, 32 Hole | Alloy, 32 Hole | Alloy, 32 Hole | Alloy, 28 Hole | Alloy, 28 Hole |
| Spokes Nipples | 14 Gauge Stainless | 14 Gauge Stainless | 14 Gauge Stainless | 14 Gauge Stainless | 14 Gauge | 14 Gauge | 14 Gauge | 14 Gauge |
| Saddle | Marin Comfort | Marin Women's Comfort | Girls 24" | Boys 24" | Kids 20" | Kids 20" | Kids 16" | Kids 16" |
| Seatpost | Suspension Post, 27.2mm | Suspension Post, 27.2mm | Alloy Micro Adjust, 27.2mm | Alloy Micro Adjust, 27.2mm | Alloy Micro Adjust, 27.2mm | Alloy Micro Adjust, 27.2mm | Steel 1" | Steel 1" |
| Stem | Forged Alloy, Adjustable with 0° to 60° Rise | Forged Alloy, Adjustable with 0° to 60° Rise | Forged Alloy Threadless, Trail | Forged Alloy Threadless | Forged Alloy Threadless | Forged Alloy Threadless | BMX with Quill | BMX with Quill |
| Handlebar | Double Butted 6061 Alloy, 25.4, 50mm Rise, Comfort Bend | Double Butted 6061 Alloy, 25.4, 50mm Rise, Comfort Bend | 6061 Alloy, OS-31.8mm, 30mm Rise | 6061 Alloy, OS-31.8mm, 30mm Rise | Alloy MTB | Alloy MTB | Alloy BMX | Alloy BMX |
| Grips | Tri Density with Comfort Wing | Dual Density with Comfort Wing | Marin Dual Density | Marin Dual Density | Kids MTB | Kids MTB | Kids BMX | Kids BMX |
| Headset | 1 1/8", Threaded | 1 1/8", Threaded | FSA, 1 1/8", Threadless | FSA, 1 1/8", Threadless | FSA, 1 1/8", Threadless | FSA, 1 1/8", Threadless | 1" | 1" |

| | Bridgeway Triple | Bridgeway Triple ST | Bridgeway | Bridgeway ST | Bridgeway Speed | Bridgeway Speed ST |
|-------------------------|--|--|--|--|--|--|
| Frame Finish | Vintage Blue | Vintage Light Blue | Vintage Green | Vintage Tan | Midnight Black Gloss | Midnight Black Gloss |
| Decal Color | Silver and Vanilla | Silver and Vanilla | Silver and Vanilla | White and Metallic Silver | Metallic Silver | Metallic Silver |
| Frame | 6061 Aluminum with New Edge 3 Top and Down Tubes, E4 Anti-Flex Seat Stay | 6061 Aluminum with New Edge 3 Top and Down Tubes, E4 Anti-Flex Seat Stay | 6061 Aluminum with New Edge 3 Top and Down Tubes, E4 Anti-Flex Seat Stay | 6061 Aluminum with Edge 3 Top and Down Tubes, E4 Anti-Flex Seat Stay | 6061 Aluminum with New Edge 3 Top and Down Tubes, with Horizontal Dropouts, E4 Anti-Flex Seat Stay | 6061 Aluminum with New Edge 3 Top and Down Tubes, with Horizontal Dropouts, E4 Anti-Flex Seat Stay |
| Front Suspension | Cromoly Rigid 1 1/8" | Cromoly Rigid 1 1/8" | Cromoly Rigid 1 1/8" | Cromoly Rigid 1 1/8" | Cromoly Rigid 1 1/8" | Cromoly Rigid 1 1/8" |
| Rear Suspension | | | | | | |
| Shift Lever | Shimano EF51 EZ-FIRE Plus, 8 Speed | Shimano EF51 EZ-FIRE Plus, 8 Speed | SRAM X-3, 7 Speed Trigger | SRAM X-3, 7 Speed Trigger | None | None |
| Derailleur Front | Shimano | Shimano | | | | |
| Derailleur Rear | Shimano Acera Forged Alloy Linear Pull with Front Power Modulator | Shimano Acera Forged Alloy Linear Pull with Front Power Modulator | SRAM X-3 | SRAM X-3 | None | None |
| Brakes Front | Forged Alloy Linear Pull with Front Power Modulator | Forged Alloy Linear Pull with Front Power Modulator | Forged Alloy Linear Pull with Front Power Modulator | Forged Alloy Linear Pull with Front Power Modulator | Forged Alloy Linear Pull with Front Power Modulator | Forged Alloy Linear Pull with Front Power Modulator |
| Brakes Rear | Forged Alloy Linear Pull | Forged Alloy Linear Pull | Forged Alloy Linear Pull | Forged Alloy Linear Pull | Forged Alloy Linear Pull | Forged Alloy Linear Pull |
| Brake Levers | Forged Alloy 3 Finger | Forged Alloy 3 Finger | Forged Alloy 3 Finger | Forged Alloy 3 Finger | Forged Alloy 3 Finger | Forged Alloy 3 Finger |
| Pedals | Alloy Platform with inlaid TPE grip | Alloy Platform with inlaid TPE grip | Alloy Platform with inlaid TPE grip | Alloy Platform with inlaid TPE grip | Alloy Platform with inlaid TPE grip | Alloy Platform with inlaid TPE grip |
| Crankset | Suntour XCR V3 T418, 48/36/26 | Suntour XCR V3 T418, 48/36/26 | Suntour Forged 4-Arm, 42T | Suntour Forged 4-Arm, 42T | Suntour Forged 4-Arm, 40T | Suntour Forged 4-Arm, 40T |
| Chain Cover | Chain Cover | Chain Cover | Chain Cover | Chain Cover | Chain Cover | Chain Cover |
| Bottom Bracket | Sealed Cartridge | Sealed Cartridge | Sealed Cartridge | Sealed Cartridge | Sealed Cartridge | Sealed Cartridge |
| Chain | HG40 | HG40 | UG51 | UG51 | KMC 1/2" x 1/8" | KMC 1/2" x 1/8" |
| Cassette | Shimano HG31, 11-32, 8 Speed | Shimano HG31, 11-32, 8 Speed | Shimano, 14-34, 7 Speed | Shimano, 14-34, 7 Speed | 19T Cog Freewheel | 19T Cog Freewheel |
| Hub Rear | Shimano RM-30, 36 Hole with QR | Shimano RM-30, 36 Hole with QR | Alloy Double Sealed, 36 Hole with QR | Alloy Double Sealed, 36 Hole with QR | High Flange Track, 32 Hole, Flip Flop, Freewheel and Fixed Gear | High Flange Track, 32 Hole, Flip Flop, Freewheel and Fixed Gear |
| Hub Front | Alloy Double Sealed, 36 Hole with QR | Alloy Double Sealed, 36 Hole with QR | Alloy Double Sealed, 36 Hole with QR | Alloy Double Sealed, 36 Hole with QR | High Flange Track, 36 Hole | High Flange Track, 36 Hole |
| Tires | Kenda 700 x 35c with Puncture Protection | Vittoria Adventure 700x35c, with Puncture Protection | Vittoria Adventure 700x35c, with Puncture Protection | Vittoria Adventure 700x35c, with Puncture Protection | Vittoria Adventure 700x35c, with Puncture Protection | Vittoria Adventure 700x35c, with Puncture Protection |
| Rim | Alex DC25 Disc, Double Wall, 36 Hole with CNC Side Walls | Alex DC25 Disc, Double Wall, 36 Hole with CNC Side Walls | Alex DC25 Disc, Double Wall, 36 Hole with CNC Side Walls | Alex DC25 Disc, Double Wall, 36 Hole with CNC Side Walls | Alex DC25 Disc, Double Wall, 36 Hole with CNC Side Walls | Alex DC25 Disc, Double Wall, 36 Hole with CNC Side Walls |
| Spokes Nipples | 14 Gauge Stainless | 14 Gauge Stainless | 14 Gauge Stainless | 14 Gauge Stainless | 14 Gauge Black Stainless | 14 Gauge Black Stainless |
| Saddle | Marin Metro with Dual Density padding | Marin Metro with Dual Density padding | Marin Metro with Dual Density padding | Marin Metro with Dual Density padding | Marin Metro with Dual Density padding | Marin Metro with Dual Density padding |
| Seatpost | Alloy Micro Adjust, 27.2mm | Alloy Micro Adjust, 27.2mm | Alloy Micro Adjust, 27.2mm | Alloy Micro Adjust, 27.2mm | Alloy Micro Adjust, 27.2mm | Alloy Micro Adjust, 27.2mm |
| Stem | Marin Forged Alloy, Threadless | Marin Forged Alloy, Threadless | Marin Forged Alloy, Threadless | Marin Forged Alloy, Threadless | Marin Forged Alloy, Threadless | Marin Forged Alloy, Threadless |
| Handlebar | Alloy, Classic Bend | Alloy, Classic Bend | Alloy, Classic Bend | Alloy, Classic Bend | Alloy, Classic Bend | Alloy, Classic Bend |
| Grips | Crayton Ergo | Crayton Ergo | Crayton Ergo | Crayton Ergo | Crayton Ergo | Crayton Ergo |
| Headset | FSA, 1 1/8", Threadless | FSA, 1 1/8", Threadless | FSA, 1 1/8", Threadless | FSA, 1 1/8", Threadless | FSA, 1 1/8", Threadless | FSA, 1 1/8", Threadless |
| Kickstand | Kickstand | Kickstand | Kickstand | Kickstand | Kickstand | Kickstand |
| Fender | YF City Fenders with Safety Clips and Splash Guards | YF City Fenders with Safety Clips and Splash Guards | YF City Fenders with Safety Clips and Splash Guards | YF City Fenders with Safety Clips and Splash Guards | YF City Fenders with Safety Clips and Splash Guards | YF City Fenders with Safety Clips and Splash Guards |

INTERNATIONAL DISTRIBUTION

Use the Dealer Locator at MarinBikes.com to find your closest Marin retailer in the US or Canada

| | | |
|-----------------------|-----------------------------|------------------|
| Australia | Oceania Bicycles Pty Ltd | +61 397994144 |
| Austria | HAINDL Vertriebs-GmbH | +43 386255552 |
| Barbados | M&M Pro Cycles | +246-424-4798 |
| Brazil | V7 | + 551150723608 |
| Canary Islands | Adolfo Suanzes, S. L. | +34 92 848-3050 |
| Chile | Marin Bikes Chile | +56-2 8947065 |
| China | Eastern Solar | +86 2083762972 |
| Colombia | Dharma CGV S.A.S | +572558 3467 |
| Costa Rica | Xcesso | +50 62903382 |
| Croatia | T.C.T. | +38 513632944 |
| Czech Republic | Komersia- Praha v.o.s. | +42 244401574 |
| Ecuador | Tecnocycle | +59 37 283 5526 |
| Finland | Velosport | +35 897571377 |
| Germany | Marin Germany | +49 911 96 12340 |
| Greece | Liakos Cycles | +30 2310328782 |
| Guatemala | Bike Planet | +50 2 2332-5000 |
| Hong Kong | Kung Sheung Cycle Co. | +85 296020029 |
| Hungary | X-Factor | +36 1 425 3318 |
| Indonesia | CV Roda Lintas KHATULISTIWA | +62 21 458 66224 |
| Israel | Pedalim | +972 6729904 |

INTERNATIONAL OFFICES:

Tel: +41 44 887-6800
 Fax: +41 44 887-6801
 E-mail: International@MarinBikes.com
 Mail: P.O. Box 108, CH-8123 Ebmatingen, Switzerland

CANADIAN OFFICES:

Tel: +250-722-2868 / +888-655-5333
 Fax: +250-722-2080
 E-mail: Canada@MarinBikes.com
 Mail: 1950 Woobank Rd., Nanaimo, BC V9X 1H4

| | | |
|---------------------------|--------------------------------------|-------------------|
| Italy | Raceware SRL | +39 544219097 |
| Japan | Fun Fancy | +81 669071141 |
| Korea | Bumil Sports International | +82 2 551-6992 |
| Malaysia | Lerun Industries | +60 380610222 |
| Mexico | Import Bike S.A. De C.V. | +52 3336416590 |
| Netherlands | Marin Bike Netherlands | +49 911 96 12340 |
| New Zealand | Bikes International Ltd. | +64 9 625 9979 |
| Norway | Sorensen Sykler | +47 22192060 |
| Nouvelle-Caledonie | Comptoir Des Cycles | +687 27 4305 |
| Peru | Cycling S.R.L. | +51 1 271-0247 |
| Philippines | Nanotech | +63 322558853 |
| Poland | Bikershop | +48 1 221-9004 |
| Russia | RusMarin LLC | +74 956742344 |
| Singapore | Rodalink | +65 67423239 |
| Slovenia | Narava d.o.o. | +38 642802000 |
| Spain | Bicicletas Quer S.L. | +96 2636412 |
| Sweden | Rex Industri AB | +46 35176900 |
| Switzerland | Marin Europe | +41 44 887 6800 |
| Tahiti | Intersport Tahiti | + 689-420493 |
| Taiwan | Chicony Electronics Co. | +88 6266257886 |
| Thailand | Bikezone | +66 2652-1559 |
| Turkey | Yasmin Sports | +90 212 576 56 22 |
| United Kingdom | ATB Sales | +44 142 475-3566 |
| Venezuela | Representacioes Tres Continen-tes CA | +21 22 371 509 |